

Han® AV



Contents	Page
Han D® AV	08.4
Han D® AV Distributor	08.9
Han E® AV	08.11
Han® ES AV	08.20
Accessories	08.25

Han
AV

Details Han D® AV



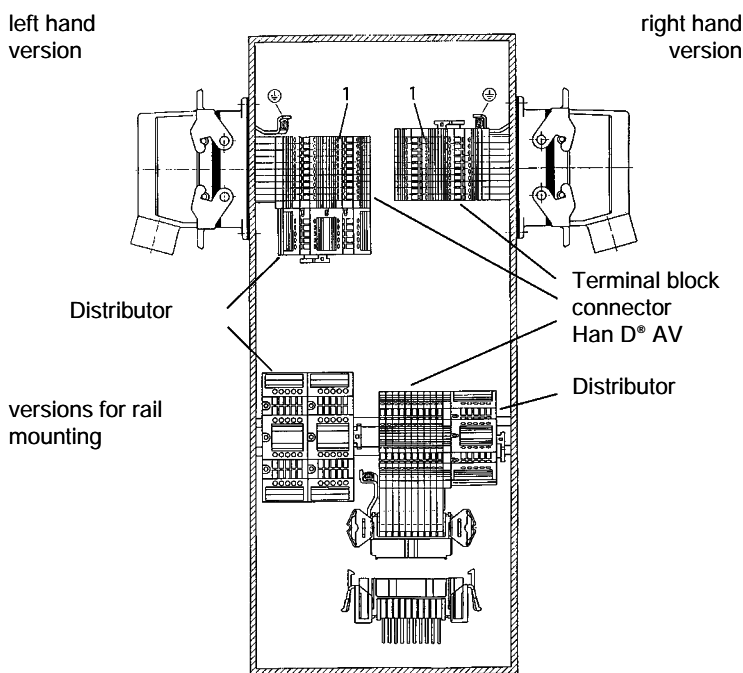
Possibilities in switch cabinet

Left or right hand mounting in the switch cabinet, therefore allows use of the same pre-prepared interface cable

Internal use on standard rails in the switch cabinet in conjunction with Han-Snap®

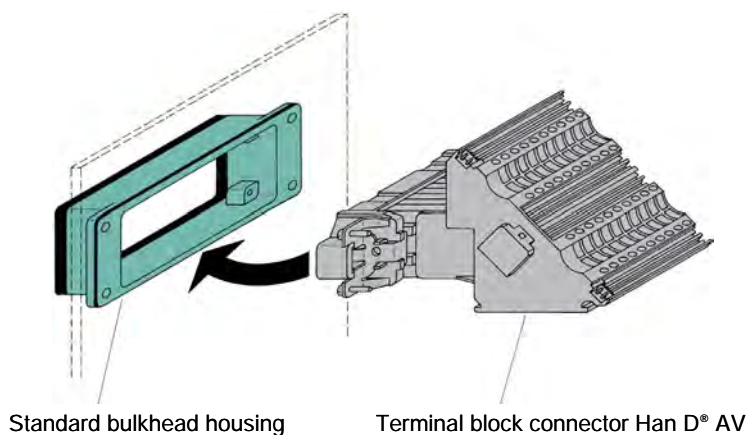
Distributor lockable on standard rails or mountable at terminal block connector Han D® AV

The terminal block connectors can be supplied for left hand or right hand applications. Hence the ground and connecting terminal for contact no. 1 will always be accessible from above in both types of installation.



Assembly of terminal block connectors

Terminal block connectors can be mounted from the inside of the switch cabinet into standard bulkhead housings. Therefore pre-assembly is possible.



Identification

The individual terminals have the same identification as on the mating face. In addition each circuit may be separately labelled with identification strips fitted in the adjacent slots.

Counterparts

For suitable mating inserts of serie Han D® with crimp terminal please refer to the chapter 02.

Details Han E[®] AV / Han[®] ES AV

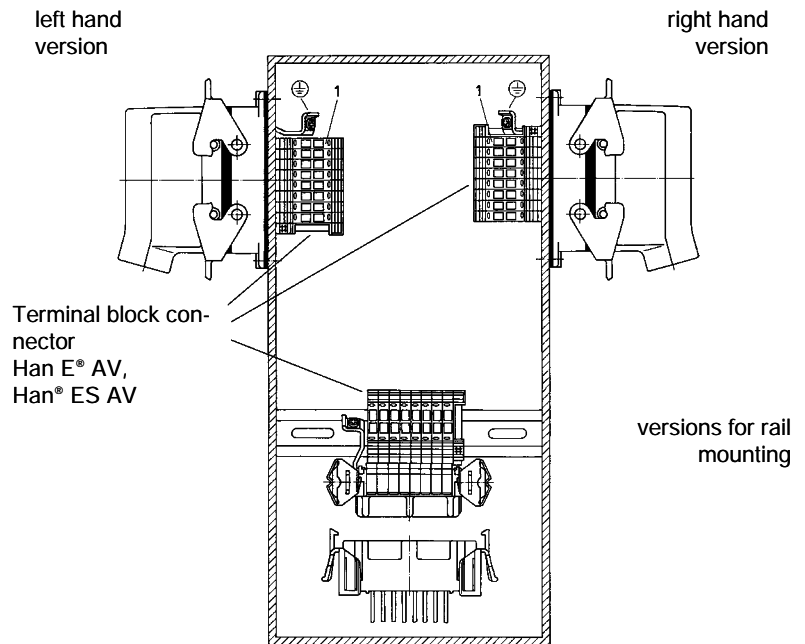


Possibilities in switch cabinet

Left or right hand mounting in the switch cabinet, therefore allows use of the same pre-prepared interface cable

Internal use on standard rails in the switch cabinet in conjunction with Han-Snap[®]

The terminal block connectors can be supplied for left hand or right hand applications. Hence the ground and connecting terminal for contact no. 1 will always be accessible from above in both types of installation.

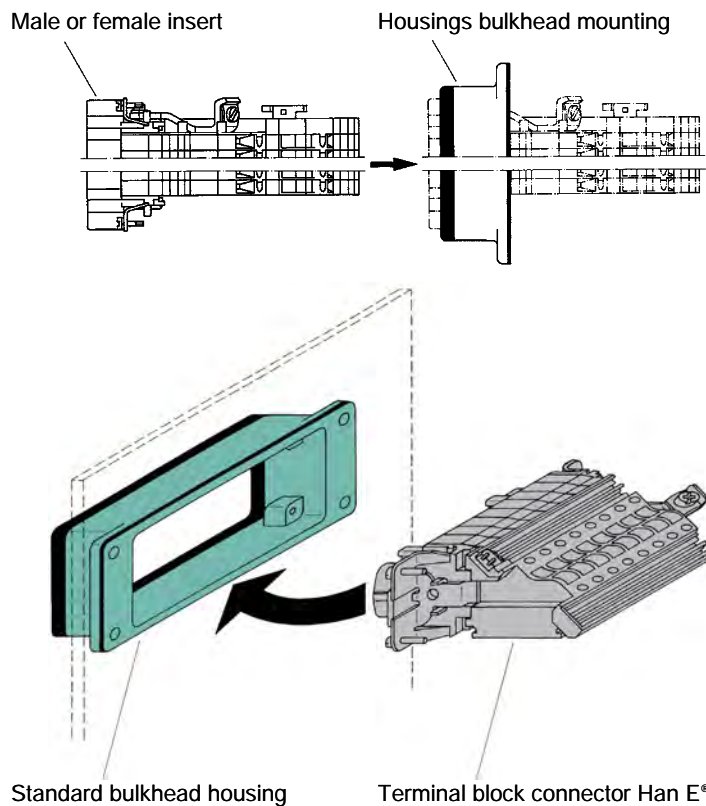


Han AV

Assembly of terminal block connectors

The terminal block connector is fixed in the standard bulkhead housing in the normal way.

Han E[®] AV and Han[®] ES AV with 16 and 24 pins can be mounted from the inside of the switch cabinet into standard bulkhead housings. Therefore pre-assembly is possible.



Identification

The individual terminals have the same identification as on the mating face. In addition each circuit may be separately labelled with identification strips fitted in the adjacent slots.

Counterparts

For suitable mating inserts of series Han E[®] and Han[®] ES with screw, cage-clamp or crimp terminals please refer to the chapter 03.

Han D[®] AV



Features

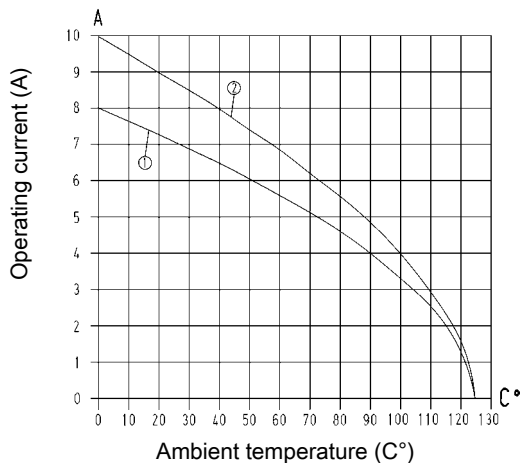
- For left or right hand applications available
- PE and connecting terminal for contact no.1 are at the top in both types of installation
- Mountable in standard bulkhead housing and on standard rails by using of fixing elements
- Screw termination with wire protection

Derating

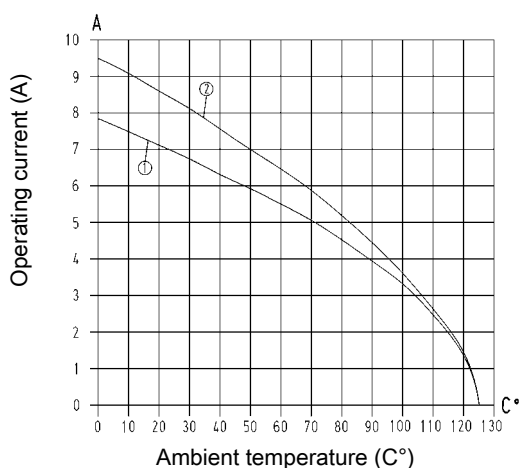
Current carrying capacity

The current carrying capacity of the connectors is limited by the thermal load capability of the contact element material including the connections and the insulating parts. The derating curve is therefore valid for currents which flow constantly (non-intermittent) through each contact element of the connector evenly, without exceeding the allowed maximum temperature.

Measuring and testing techniques acc. to IEC 60512-5-2



- ① Han[®] 40 D AV Wire cross section 0.75 mm²
- ② Han[®] 40 D AV Wire cross section 1.5 mm²



- ① Han[®] 64 D AV Wire cross section 0.75 mm²
- ② Han[®] 64 D AV Wire cross section 1.5 mm²

Technical characteristics

Contacts	40, 64
Electrical data acc. to IEC 61984	10 A 250 V 4 kV 3
Rated current	10 A
Rated voltage	250 V
Rated impulse voltage	4 kV
Pollution degree	3
Rated voltage acc. to UL	600 V
Insulation resistance	≥10 ¹⁰ Ohm
Limiting temperatures	-40 °C ... 125 °C
Flammability (insert) acc. to UL 94	V 0
Mating cycles	≥500
Tightening torque	0.5 Nm
Material (insert)	polycarbonate
Colour (insert)	RAL 7032 (light grey)
Material (contact)	copper alloy

Specifications and approvals

IEC 60664-1
IEC 61984



Details

Hoods/Housings see chapter 31

Identification strips

Multi contour (MK) the following identification strips may be used

- ♦ HARTING – 09 21 000 9971
- ♦ Murrplastik – KPX 5/10-5
- ♦ Weidmüller – DEK 5
- ♦ Phoenix – 4 K – DST 5
- ♦ Phoenix – DS 5
- ♦ Phoenix – ZB 5
- ♦ WAGO – WSB 5

Single contour (SK) the following identification strips may be used

- ♦ Murrplastik – KWI 5/10
- ♦ Murrplastik – KWI 5/10-5
- ♦ Murrplastik – KWI 8.6-5
- ♦ Wieland – 9705 A 5/10
- ♦ WAGO – Mini - WSB

Identification

The individual terminals have the same identification as on the mating face. In addition each circuit may be separately labelled with identification strips fitted in the adjacent slots.

Han AV

Han D® AV


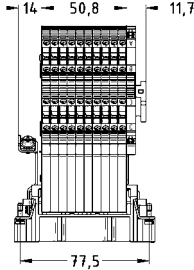
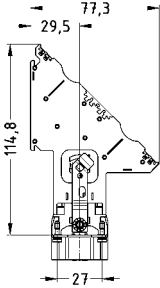

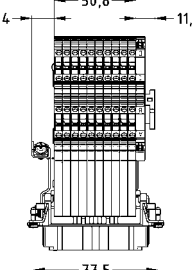
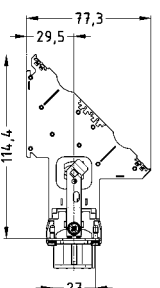
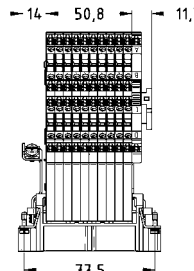
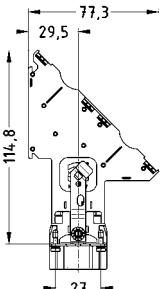
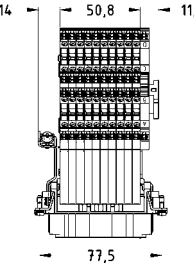
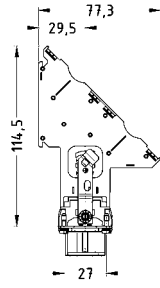
Size 16 B



Number of contacts

40+

250 V
10 A


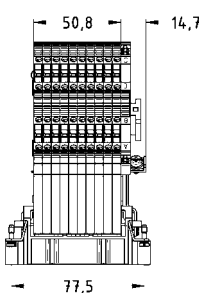
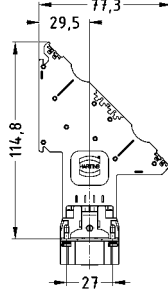

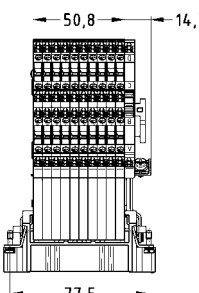
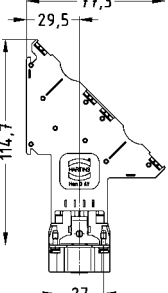
Identification	Wire cross section (mm²)	Part number		Drawing	
		male	female	Dimensions in mm	
Terminal Block Connectors, Screw terminal, Left hand version, Multi contour (MK), silver plated contacts, contact resistance ≤4 mOhm 	0.2–2.5	09 21 040 4601	09 21 040 4701		
Terminal Block Connectors, Screw terminal, Left hand version, Single contour (SK), silver plated contacts, contact resistance ≤4 mOhm 	0.2–2.5	09 21 040 4602	09 21 040 4702		
					
					

Han AV

Han D[®] AV

Size 16 B



Identification	Wire cross section (mm ²)	Part number		Drawing	
		male	female	Dimensions in mm	
Terminal Block Connectors, Screw terminal, Right hand version, Multi contour (MK), silver plated contacts, contact resistance ≤4 mOhm 	0.2-2.5	09 21 040 4611	09 21 040 4711		
Terminal Block Connectors, Screw terminal, Right hand version, Single contour (SK), silver plated contacts, contact resistance ≤4 mOhm 	0.2-2.5	09 21 040 4612	09 21 040 4712		

Han AV

Han D® AV


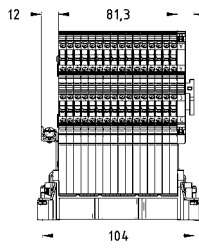
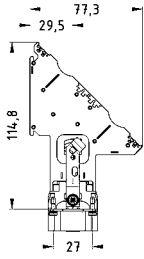


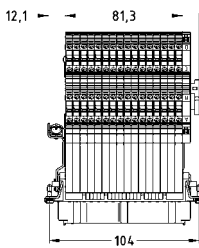
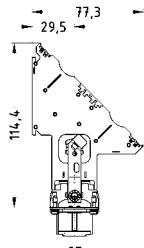
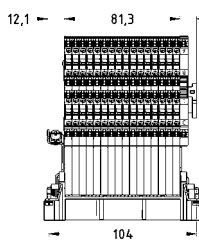
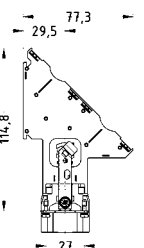
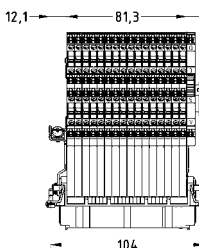
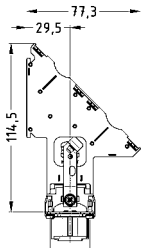
Size 24 B



Number of contacts

64+


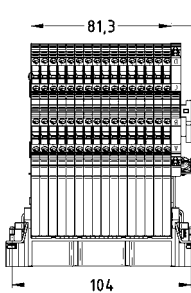
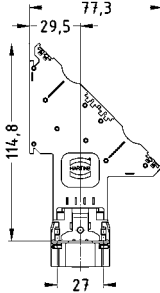

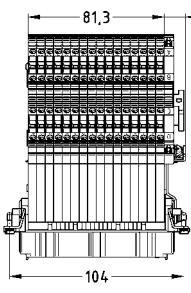
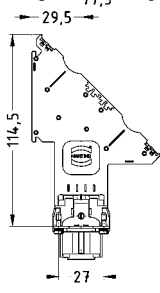
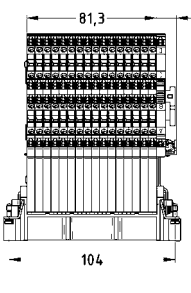
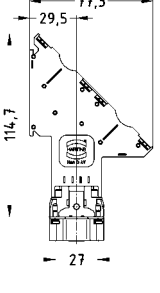
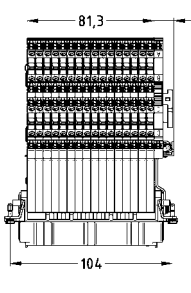
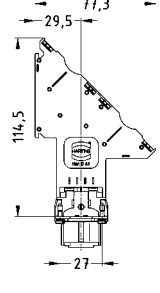
250 V
10 A

Identification	Wire cross section (mm²)	Part number		Drawing	
		male	female	Dimensions in mm	
Terminal Block Connectors, Screw terminal, Left hand version, Multi contour (MK), silver plated contacts, contact resistance ≤4 mOhm 	0.2–2.5	09 21 064 4601	09 21 064 4701	 	
Terminal Block Connectors, Screw terminal, Left hand version, Single contour (SK), silver plated contacts, contact resistance ≤4 mOhm 	0.2–2.5	09 21 064 4602	09 21 064 4702	 	
				 	
				 	

Han D[®] AV

Size 24 B



Identification	Wire cross section (mm ²)	Part number		Drawing	
		male	female	Dimensions in mm	
Terminal Block Connectors, Screw terminal, Right hand version, Multi contour (MK), silver plated contacts, contact resistance ≤4 mOhm 	0.2-2.5	09 21 064 4611	09 21 064 4711	 	
Terminal Block Connectors, Screw terminal, Right hand version, Single contour (SK), silver plated contacts, contact resistance ≤4 mOhm 	0.2-2.5	09 21 064 4612	09 21 064 4712	 	
				 	
				 	

Han AV

Han D[®] AV Distributor



Features

- Easy mounting direct adjacent to terminal block connector Han D[®] AV
- By using of fixing elements mountable on standard rails
- Screw termination with wire protection

Technical characteristics

Electrical data acc. to IEC 61984	16 A 400/690 V 6 kV 3
Rated current	16 A
Rated voltage conductor - ground	400 V
Rated voltage conductor - conductor	690 V
Rated impulse voltage	6 kV
Pollution degree	3
Rated voltage acc. to UL	600 V
Insulation resistance	≥10 ¹⁰ Ohm
Limiting temperatures	-40 °C ... 125 °C
Flammability (insert) acc. to UL 94	V 0
Mating cycles	≥500
Tightening torque	0.5 Nm
Material (insert)	polycarbonate
Colour (insert)	RAL 7032 (light grey)
Material (contact)	copper alloy

Specifications and approvals

IEC 60664-1
IEC 61984



Details

Identification strips

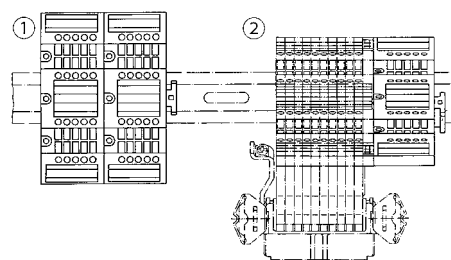
the following identification strips may be used

- HARTING – 09 21 000 9971
- Murrplastik – KPX 5/10-5
- Phoenix – 4 K – DST 5
- Phoenix – ZB 5
- Phoenix – DS 5

Identification

The individual terminals have the same identification as on the mating face. In addition each circuit may be separately labelled with identification strips fitted in the adjacent slots.

Mounting example




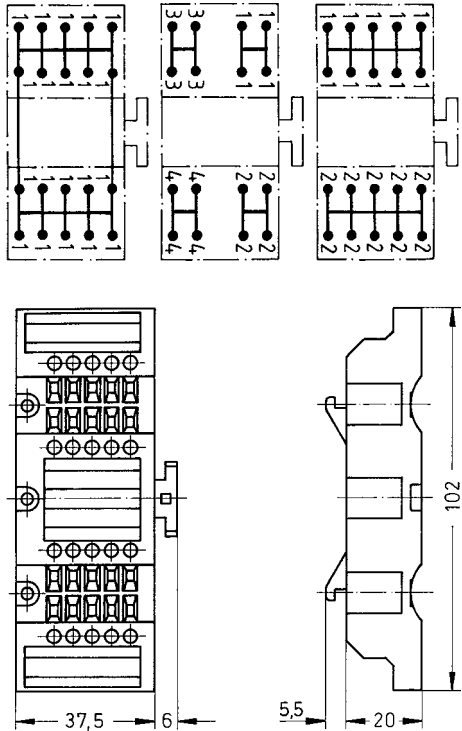
- ① Distributor on standard rail
- ② Distributor with terminal block connector Han D[®] AV

Han AV

Han D[®] AV Distributor



400/690 V
16 A

Identification	Terminals	Wire cross section (mm ²)	Part number	Drawing Dimensions in mm
<p>Distributor, Screw terminal, tin plated contacts</p>  <p>optionally mountable to terminal block connectors</p>	<p>20 4x4 2x10</p>	<p>0.2-2.5 0.2-2.5 0.2-2.5</p>	<p>09 42 020 0111 09 42 020 0131 09 42 020 0121</p>	

Han AV

08
10

Han E[®] AV



Features

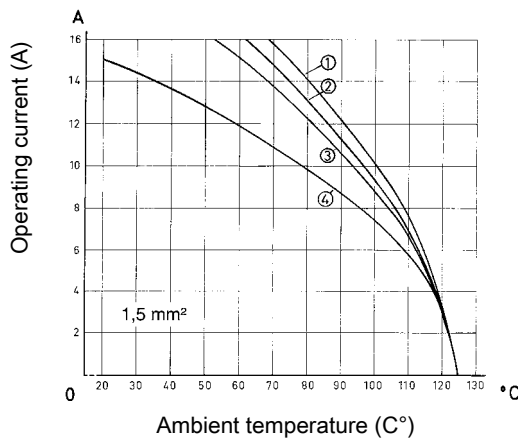
- For left or right hand applications available
- PE and connecting terminal for contact no.1 are at the top in both types of installation
- Mountable in standard bulkhead housing and on standard rails by using of fixing elements
- Screw termination with wire protection

Derating

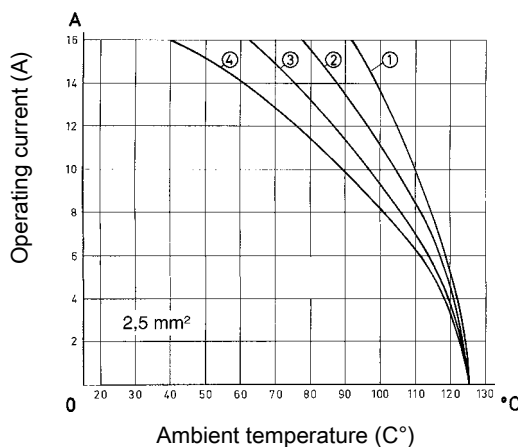
Current carrying capacity

The current carrying capacity of the connectors is limited by the thermal load capability of the contact element material including the connections and the insulating parts. The derating curve is therefore valid for currents which flow constantly (non-intermittent) through each contact element of the connector evenly, without exceeding the allowed maximum temperature.

Measuring and testing techniques acc. to IEC 60512-5-2



- ① Han[®] 6 E AV
- ② Han[®] 10 E AV
- ③ Han[®] 16 E AV
- ④ Han[®] 24 E AV



- ① Han[®] 6 E AV
- ② Han[®] 10 E AV
- ③ Han[®] 16 E AV
- ④ Han[®] 24 E AV

Technical characteristics

Contacts	6, 10, 16, 24
Electrical data acc. to IEC 61984	16 A 500 V 6 kV 3
Rated current	16 A
Rated voltage	500 V
Rated impulse voltage	6 kV
Pollution degree	3
Rated voltage acc. to UL	600 V
Insulation resistance	≥10 ¹⁰ Ohm
Limiting temperatures	-40 °C ... 125 °C
Flammability (insert) acc. to UL 94	V 0
Mating cycles	≥500
Tightening torque	0.5 Nm
Material (insert)	polycarbonate
Colour (insert)	RAL 7032 (light grey)
Material (contact)	copper alloy

Specifications and approvals

IEC 61984
IEC 60664-1



Details

Identification strips Han E[®] AV

Multi contour (MK) the following identification strips may be used

- ♦ HARTING 6 x 10 – 09 33 000 9971
- ♦ Murrplastik – KPX 6 / 10
- ♦ Weidmüller – DEK 6.5
- ♦ Phoenix – 4 K – DST 6

Single contour (SK) the following identification strips may be used

- ♦ Murrplastik – KWI 6/10
- ♦ Wieland – 9705 A/6.7

Identification

The individual terminals have the same identification as on the mating face. In addition each circuit may be separately labelled with identification strips fitted in the adjacent slots.

Han AV

Han E® AV


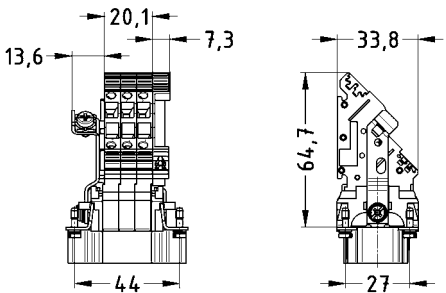

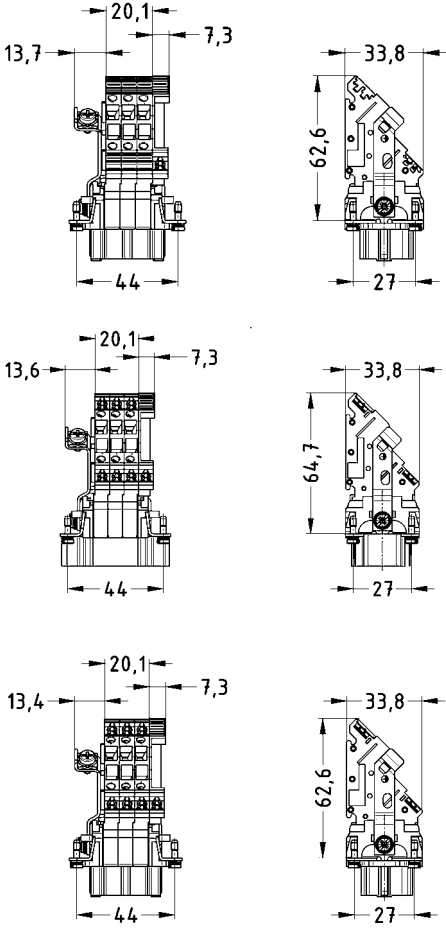
Size 6 B



Number of contacts

6+

500 V
16 A


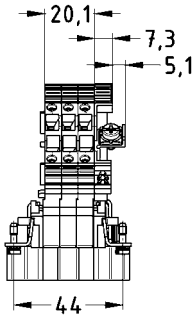
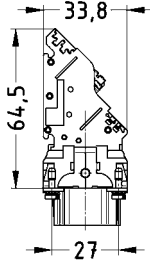

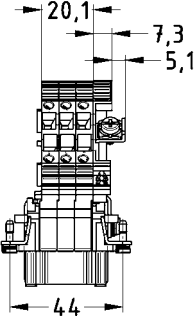
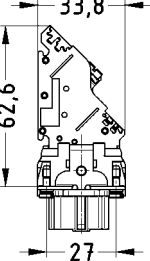
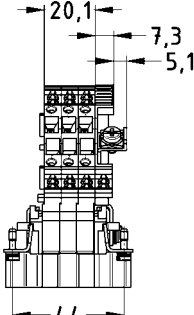
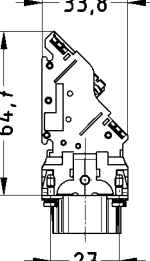
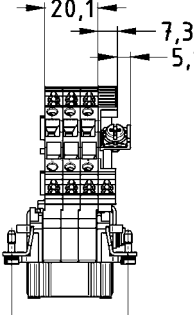
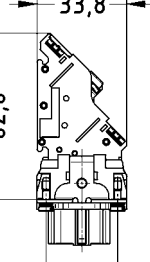
Identification	Wire cross section (mm²)	Part number		Drawing Dimensions in mm
		male	female	
Terminal Block Connectors, Screw terminal, Left hand version, Multi contour (MK), silver plated contacts, contact resistance ≤4 mOhm 	0.2-2.5	09 33 006 4625	09 33 006 4725	
Terminal Block Connectors, Screw terminal, Left hand version, Single contour (SK), silver plated contacts, contact resistance ≤4 mOhm 	0.2-2.5	09 33 006 4626	09 33 006 4726	

Han AV

Han E® AV

Size 6 B



Identification	Wire cross section (mm ²)	Part number		Drawing	
		male	female	Dimensions in mm	
Terminal Block Connectors, Screw terminal, Right hand version, Multi contour (MK), silver plated contacts, contact resistance ≤4 mOhm 	0.2-2.5	09 33 006 4635	09 33 006 4735		
Terminal Block Connectors, Screw terminal, Right hand version, Single contour (SK), silver plated contacts, contact resistance ≤4 mOhm 	0.2-2.5	09 33 006 4636	09 33 006 4736		
					
					

Han AV

Han E® AV


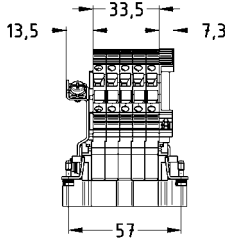
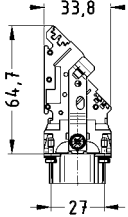
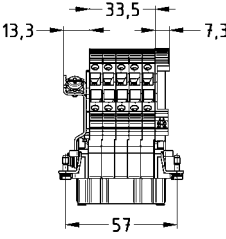
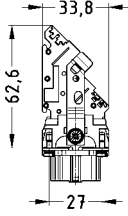

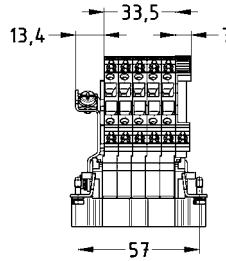
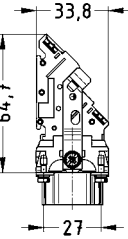
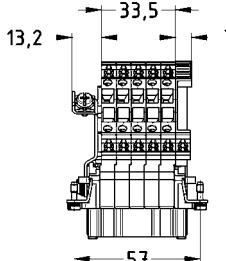
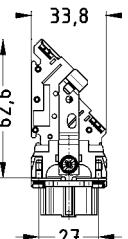
Size 10 B



Number of contacts

10+

500 V
16 A


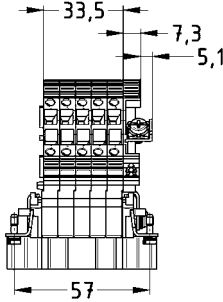
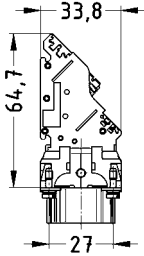
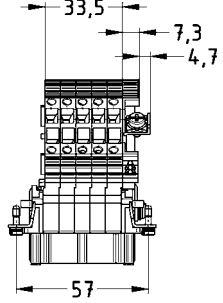
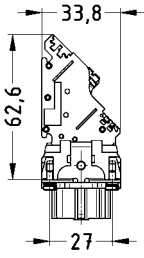

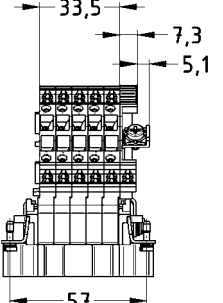
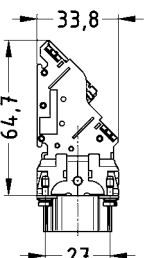
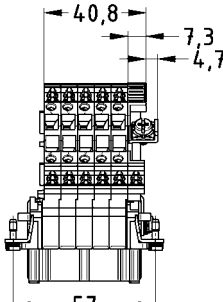
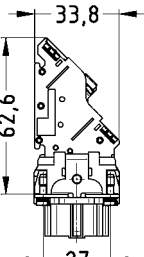
Identification	Wire cross section (mm²)	Part number		Drawing Dimensions in mm	
		male	female		
Terminal Block Connectors, Screw terminal, Left hand version, Multi contour (MK), silver plated contacts, contact resistance ≤4 mOhm 	0.2-2.5	09 33 010 4625	09 33 010 4725		
					
Terminal Block Connectors, Screw terminal, Left hand version, Single contour (SK), silver plated contacts, contact resistance ≤4 mOhm 	0.2-2.5	09 33 010 4626	09 33 010 4726		
					

Han AV

Han E® AV

Size 10 B



Identification	Wire cross section (mm ²)	Part number		Drawing	
		male	female	Dimensions in mm	
Terminal Block Connectors, Screw terminal, Right hand version, Multi contour (MK), silver plated contacts, contact resistance ≤4 mOhm 	0.2 - 2.5	09 33 010 4635	09 33 010 4735		
					
Terminal Block Connectors, Screw terminal, Right hand version, Single contour (SK), silver plated contacts, contact resistance ≤4 mOhm 	0.2 - 2.5	09 33 010 4636	09 33 010 4736		
					

Han AV

Han E® AV


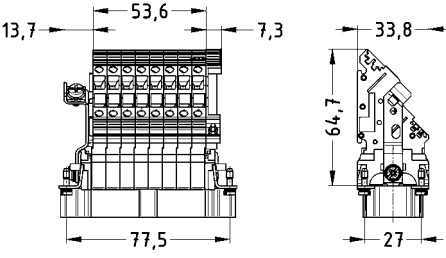
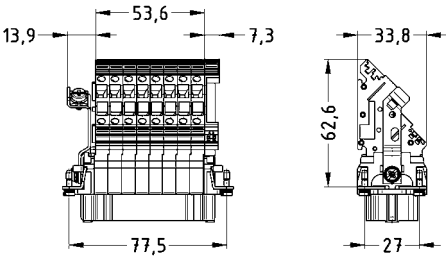

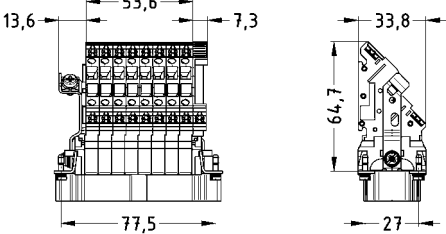
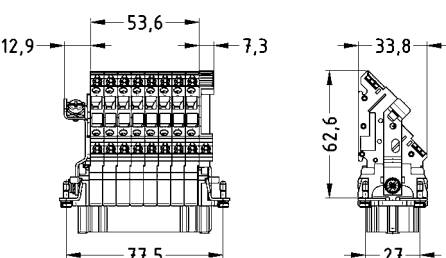
Size 16 B



Number of contacts

16+

500 V
16 A


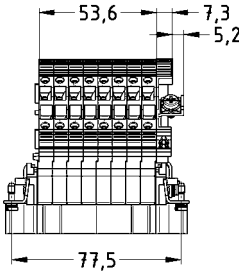
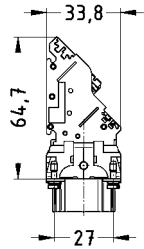
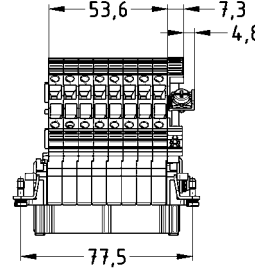
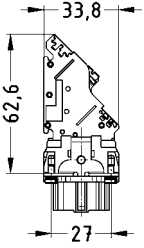

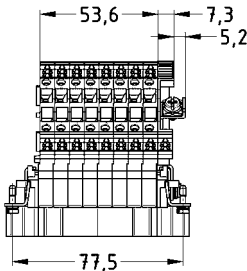
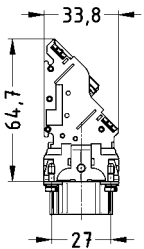
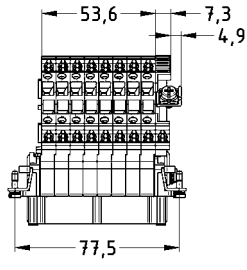
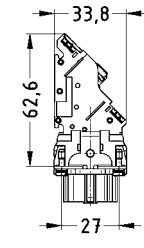
Identification	Wire cross section (mm²)	Part number		Drawing Dimensions in mm
		male	female	
Terminal Block Connectors, Screw terminal, Left hand version, Multi contour (MK), silver plated contacts, contact resistance ≤4 mOhm 	0.2-2.5	09 33 016 4625	09 33 016 4725	
				
Terminal Block Connectors, Screw terminal, Left hand version, Single contour (SK), silver plated contacts, contact resistance ≤4 mOhm 	0.2-2.5	09 33 016 4626	09 33 016 4726	
				

Han AV

Han E® AV

Size 16 B



Identification	Wire cross section (mm ²)	Part number		Drawing	
		male	female	Dimensions in mm	
Terminal Block Connectors, Screw terminal, Right hand version, Multi contour (MK), silver plated contacts, contact resistance ≤4 mOhm 	0.2 – 2.5	09 33 016 4635	09 33 016 4735		
					
Terminal Block Connectors, Screw terminal, Right hand version, Single contour (SK), silver plated contacts, contact resistance ≤4 mOhm 	0.2 – 2.5	09 33 016 4636	09 33 016 4736		
					

Han AV

Han E® AV

Size 24 B


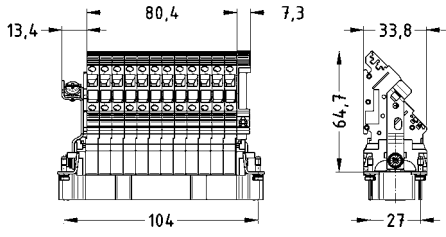

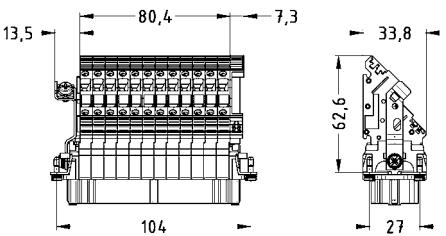
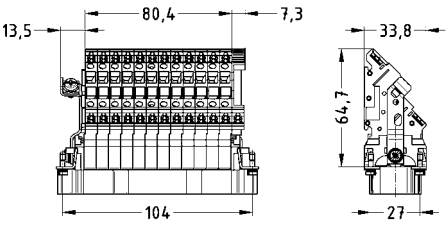
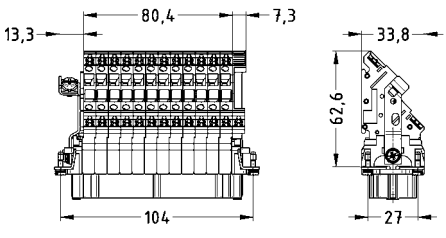


Number of contacts

24+

500 V
16 A



Han AV

Identification	Wire cross section (mm²)	Part number		Drawing Dimensions in mm
		male	female	
Terminal Block Connectors, Screw terminal, Left hand version, Multi contour (MK), silver plated contacts, contact resistance ≤4 mOhm 	0.2-2.5	09 33 024 4625	09 33 024 4725	
Terminal Block Connectors, Screw terminal, Left hand version, Single contour (SK), silver plated contacts, contact resistance ≤4 mOhm 	0.2-2.5	09 33 024 4626	09 33 024 4726	
				
				

Han E[®] AV

Size 24 B



Identification	Wire cross section (mm ²)	Part number		Drawing	
		male	female	Dimensions in mm	
Terminal Block Connectors, Screw terminal, Right hand version, Multi contour (MK), silver plated contacts, contact resistance ≤4 mOhm 	0.2 – 2.5	09 33 024 4635	09 33 024 4735		
Terminal Block Connectors, Screw terminal, Right hand version, Single contour (SK), silver plated contacts, contact resistance ≤4 mOhm 	0.2 – 2.5	09 33 024 4636	09 33 024 4736		

Han AV

Han® ES AV



Features

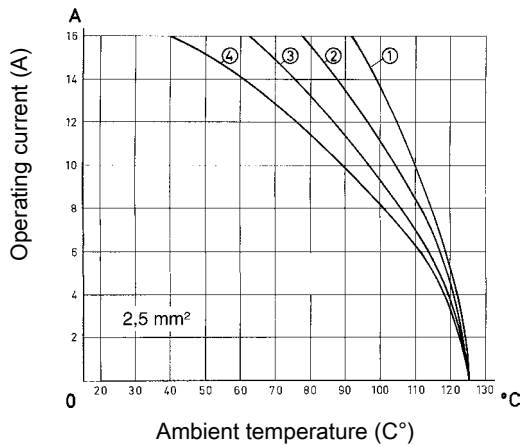
- For left or right hand applications available
- PE and connecting terminal for contact no.1 are at the top in both types of installation
- Mountable in standard bulkhead housing and on standard rails by using of fixing elements
- Reliable cage clamp termination

Derating

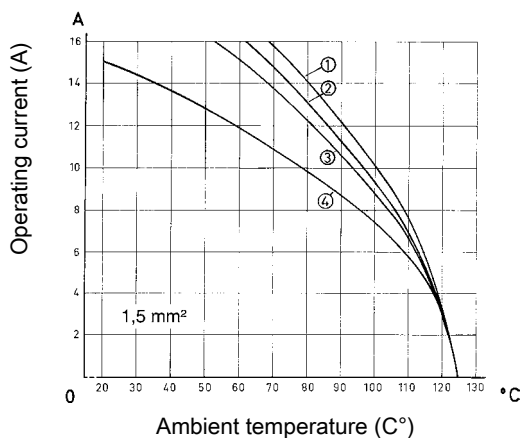
Current carrying capacity

The current carrying capacity of the connectors is limited by the thermal load capability of the contact element material including the connections and the insulating parts. The derating curve is therefore valid for currents which flow constantly (non-intermittent) through each contact element of the connector evenly, without exceeding the allowed maximum temperature.

Measuring and testing techniques acc. to IEC 60512-5-2



- ① Han® 6 ES AV
- ② Han® 10 ES AV
- ③ Han® 16 ES AV
- ④ Han® 24 ES AV



- ① Han® 6 ES AV
- ② Han® 10 ES AV
- ③ Han® 16 ES AV
- ④ Han® 24 ES AV

Technical characteristics

Contacts	6, 10, 16, 24
Electrical data acc. to IEC 61984	16 A 500 V 6 kV 3
Rated current	16 A
Rated voltage	500 V
Rated impulse voltage	6 kV
Pollution degree	3
Rated current acc. to UL	12 A
Rated current acc. to CSA	12 A
Rated voltage acc. to UL	600 V
Insulation resistance	≥10 ¹⁰ Ohm
Limiting temperatures	-40 °C ... 125 °C
Flammability (insert) acc. to UL 94	V 0
Mating cycles	≥500
Material (insert)	polycarbonate
Colour (insert)	RAL 7032 (light grey)
Material (contact)	copper alloy

Specifications and approvals

IEC 61984
IEC 60664-1



Details

Identification strips Han® ES AV

Single contour (SK) the following identification strips may be used

- ◆ HARTING – 09 33 000 9973 (6 x 15)
- ◆ Murrplastik – KWI 6/15
- ◆ Wieland – 9705 A/6.7

Identification

The individual terminals have the same identification as on the mating face. In addition each circuit may be separately labelled with identification strips fitted in the adjacent slots.

Han® ES AV


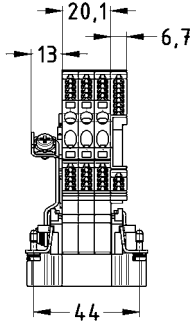
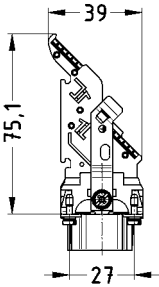

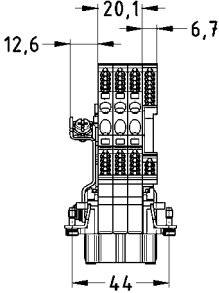
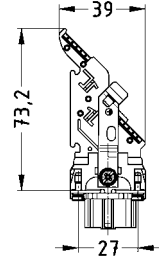
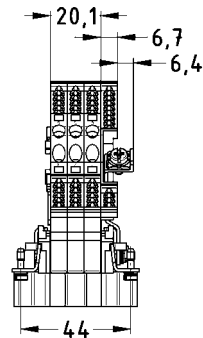
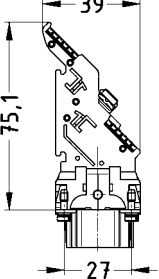
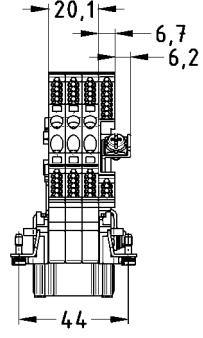
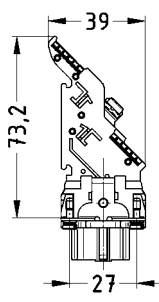
Size 6 B



Number of contacts

6+

500 V
16 A

Identification	Wire cross section (mm²)	Part number		Drawing	
		male	female	Dimensions in mm	
Terminal Block Connectors, Cage-clamp terminal, Left hand version, Single contour (SK), silver plated contacts, contact resistance ≤4 mOhm 	0.14 – 2.5	09 33 006 4629	09 33 006 4729		
Terminal Block Connectors, Cage-clamp terminal, Right hand version, Single contour (SK), silver plated contacts, contact resistance ≤4 mOhm 	0.14 – 2.5	09 33 006 4639	09 33 006 4739		
					
					

Han AV

Han® ES AV

Size 10 B


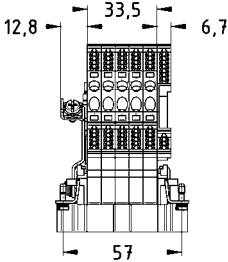
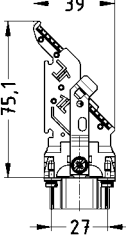
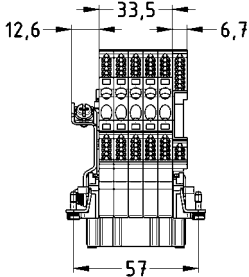
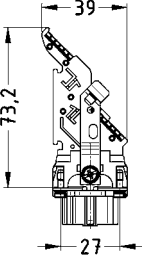

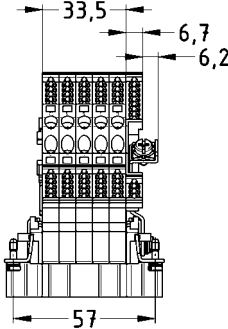
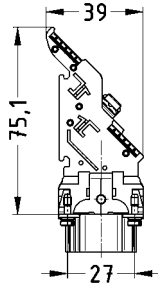
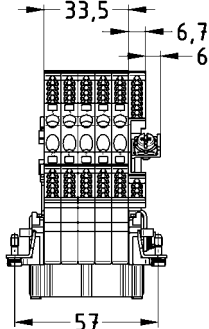
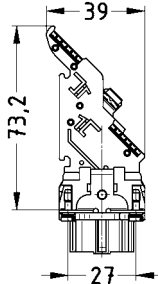


Number of contacts

10+

500 V
16 A

Han
AV

Identification	Wire cross section (mm²)	Part number		Drawing Dimensions in mm	
		male	female		
Terminal Block Connectors, Cage-clamp terminal, Left hand version, Single contour (SK), silver plated contacts, contact resistance ≤4 mOhm 	0.14 – 2.5	09 33 010 4629	09 33 010 4729		
					
Terminal Block Connectors, Cage-clamp terminal, Right hand version, Single contour (SK), silver plated contacts, contact resistance ≤4 mOhm 	0.14 – 2.5	09 33 010 4639	09 33 010 4739		
					

Han® ES AV


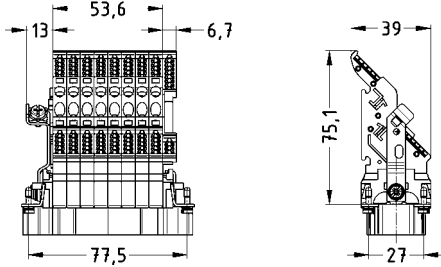

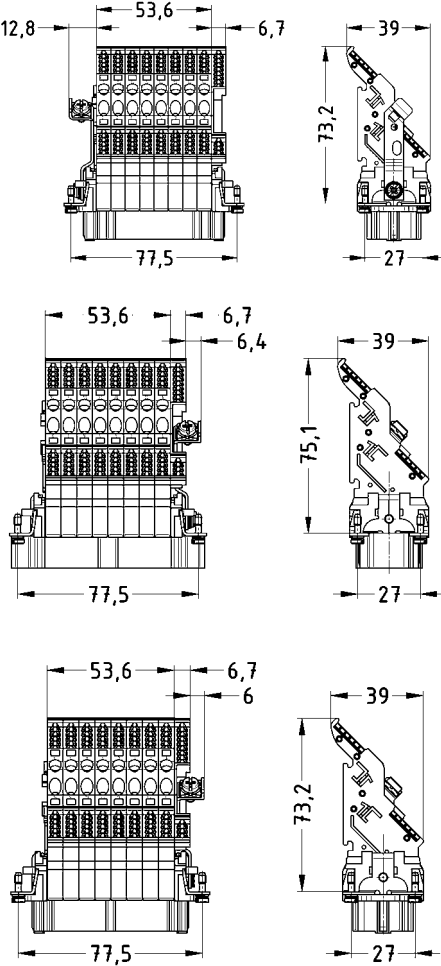
Size 16 B



Number of contacts

16+

500 V
16 A

Identification	Wire cross section (mm²)	Part number		Drawing Dimensions in mm
		male	female	
Terminal Block Connectors, Cage-clamp terminal, Left hand version, Single contour (SK), silver plated contacts, contact resistance ≤4 mOhm 	0.14 – 2.5	09 33 016 4629	09 33 016 4729	
Terminal Block Connectors, Cage-clamp terminal, Right hand version, Single contour (SK), silver plated contacts, contact resistance ≤4 mOhm 	0.14 – 2.5	09 33 016 4639	09 33 016 4739	

Han AV

Han® ES AV


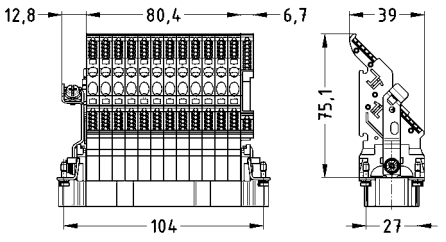

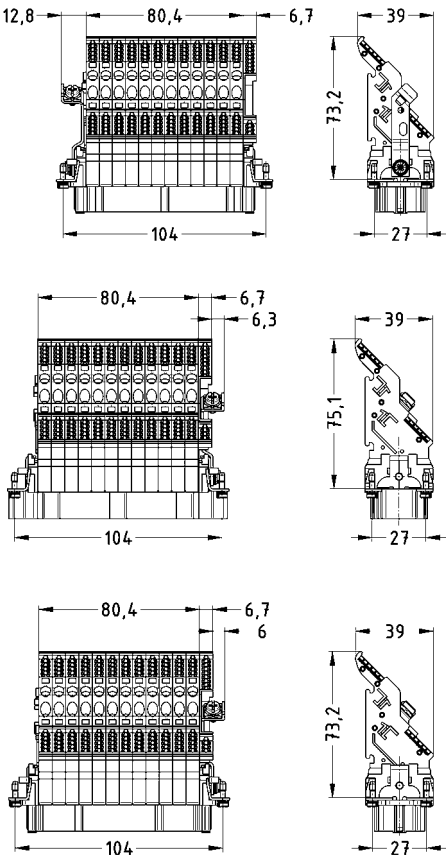
Size 24 B



Number of contacts

24+

500 V
16 A

Identification	Wire cross section (mm²)	Part number		Drawing Dimensions in mm
		male	female	
Terminal Block Connectors, Cage-clamp terminal, Left hand version, Single contour (SK), silver plated contacts, contact resistance ≤4 mOhm 	0.14 – 2.5	09 33 024 4629	09 33 024 4729	
Terminal Block Connectors, Cage-clamp terminal, Right hand version, Single contour (SK), silver plated contacts, contact resistance ≤4 mOhm 	0.14 – 2.5	09 33 024 4639	09 33 024 4739	

Han AV

Accessories



Details


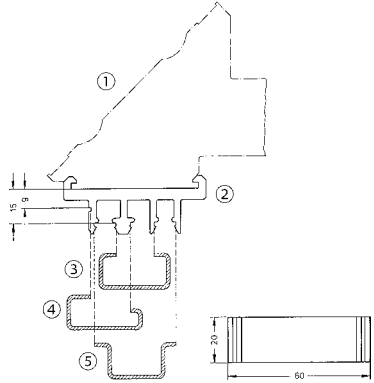

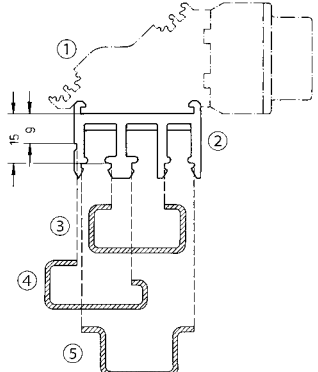
There are moulded slots at the rear of the terminal block connectors and distributors to accept the fixing elements. When used these elements, for example, can be used to secure the connectors inside the switch cabinets on standard rails.

Details

For mounting

Terminal block connector Han E® AV / Han® ES AV
 Han® 6 E AV, Han® 6 ES AV = 1 fixing element
 Han® 10/16/24 E AV, Han® 10/16/24 ES AV = 2 fixing elements
 Terminal block connector Han D® AV
 Han® 40/64 D AV = 2 fixing elements
 Distributor = 1 fixing element

Han AV

Identification	Part number	Drawing Dimensions in mm
Han D® AV, Distributor, Fixing element 	09 33 000 9928	 <ul style="list-style-type: none"> ① Terminal block connector Han D® AV ② Fixing element ③ C-rail IEC 60715-C 30 ④ G-rail IEC 60715-G32 ⑤ Rail IEC 60715-35 x 7.5 or -35 x 15
Han E® AV, Han® ES AV, Fixing element 	09 33 000 9929	 <ul style="list-style-type: none"> ① Terminal block connector Han E® AV ② Fixing element ③ C-rail IEC 60715-C 30 ④ G-rail IEC 60715-G32 ⑤ Rail IEC 60715-35 x 7.5 or -35 x 15

Accessories




Han AV

Identification

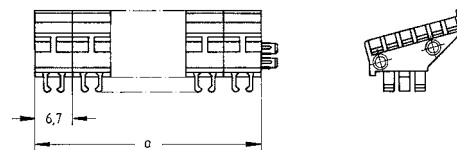
Part number

Drawing
Dimensions in mm

Han E[®] AV,
Adapter,
to fit identification strips,
Multi-Contour (MK)



09 33 000 9964
09 33 000 9965
09 33 000 9966
09 33 000 9967

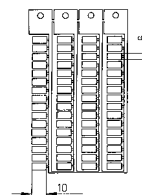


09 33 000 9964 Han[®] 6 E AV a = 26.8 mm
09 33 000 9965 Han[®] 10 E AV a = 40.2 mm
09 33 000 9966 Han[®] 16 E AV a = 60.3 mm
09 33 000 9967 Han[®] 24 E AV a = 87.4 mm

Han E[®] AV,
Identification strip,
Multi-Contour (MK)
Range of delivery:
64 pieces in one block



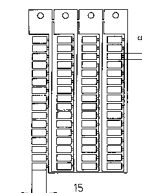
09 33 000 9971



Han[®] ES AV,
Identification strip,
Single-Contour (SK)
Range of delivery:
64 pieces in one block



09 33 000 9973



Han D[®] AV,
Identification strip,
Multi-Contour (MK)
Range of delivery:
88 pieces in one block



09 21 000 9971

