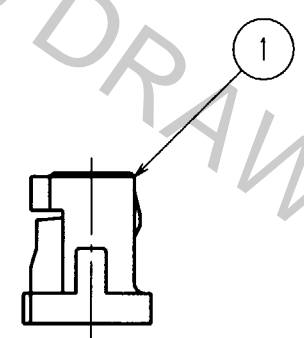
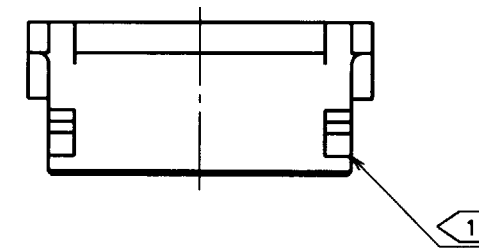
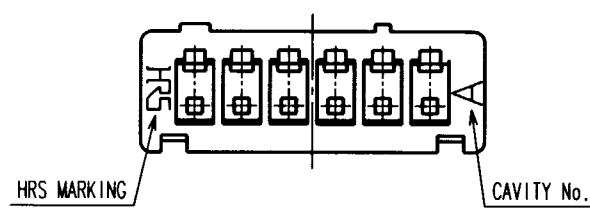
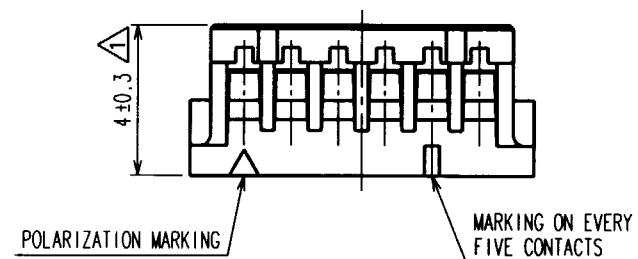
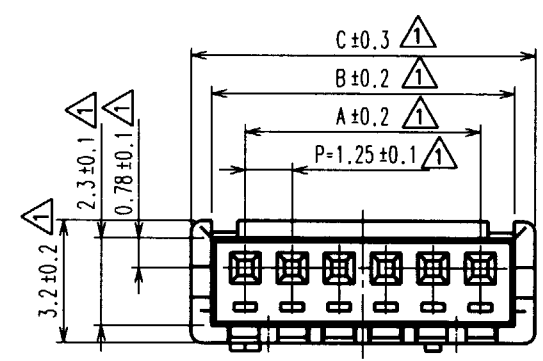


COUNT	DESCRIPTION OF REVISIONS	BY	CHKD	DATE	COUNT	DESCRIPTION OF REVISIONS	BY	CHKD	DATE
10	RE-H-03529	T.Y	C.H	20.05.30					



CODE No.	NUMBER OF CONTACTS	A	B	C
CL536-0001-4	2	1.25	3.05	4.15
CL536-0002-7	3	2.50	4.30	5.40
CL536-0003-0	4	3.75	5.55	6.65
CL536-0004-2	5	5.00	6.80	7.90
CL536-0005-5	6	6.25	8.05	9.15
CL536-0006-8	7	7.50	9.30	10.40
CL536-0007-0	8	8.75	10.55	11.65
CL536-0008-3	9	10.00	11.80	12.90
CL536-0009-6	10	11.25	13.05	14.15
CL536-0010-5	11	12.50	14.30	15.40
CL536-0011-8	12	13.75	15.55	16.65
CL536-0012-0	13	15.00	16.80	17.90
CL536-0013-3	14	16.25	18.05	19.15
CL536-0014-6	15	17.50	19.30	20.40

NOTE 1: WHEN THIS CONNECTOR HAS TWO OR THREE CONTACTS, THE LOCK SHALL BE SET AT THE CENTER OF HOUSING. IF MORE THAN FOUR, THE TWO LOCKS SHALL BE SET AS SHOWN ON THIS DRAWING.

NO. MATERIAL FINISH, REMARKS		1 POLYAMIDE BEIGE, UL94V-0
CODE NO. (OLD)		DRAWN T.Goi '94. 4.16
		DESIGNED I.Tashiro '94. 4.19
		CHECKED K.Akiyama '94. 4.25
		APPROVED M.Yamamoto '94. 4.25
		RELEASED
SCALE 5 : 1	DRAWING NO. EDC3-083675	PART NO. DF13-*S-1.25C
UNITS mm	HRS HIROSE ELECTRIC CO., LTD	CODE NO. CL536-
		1/1

HRS DRAWING FOR REFERENCE

May.1.2017 Copyright 2017 HIROSE ELECTRIC CO., LTD. All Rights Reserved.

TO