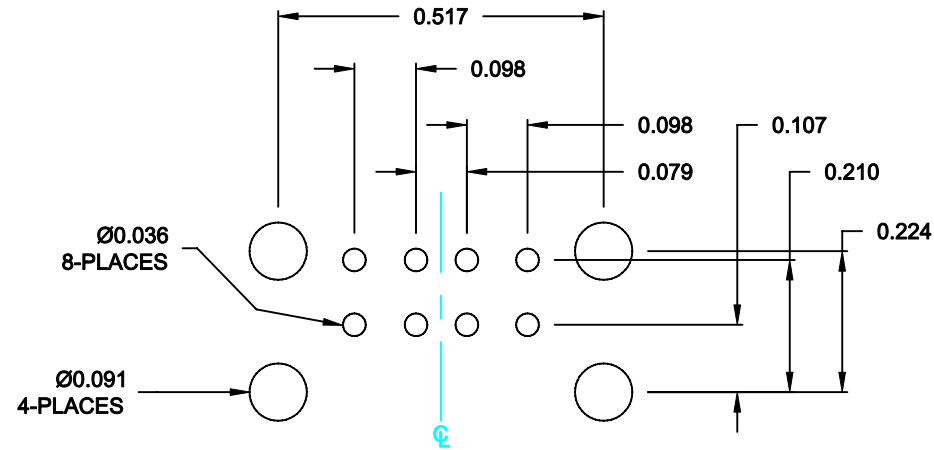
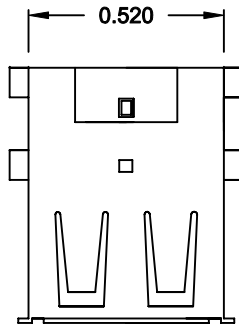
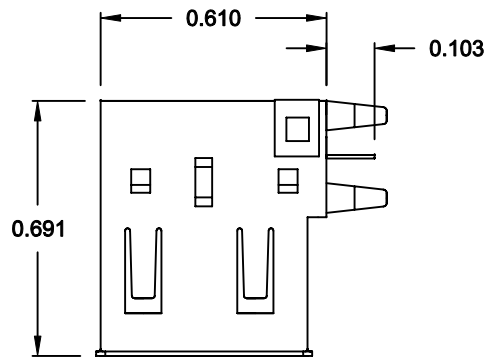
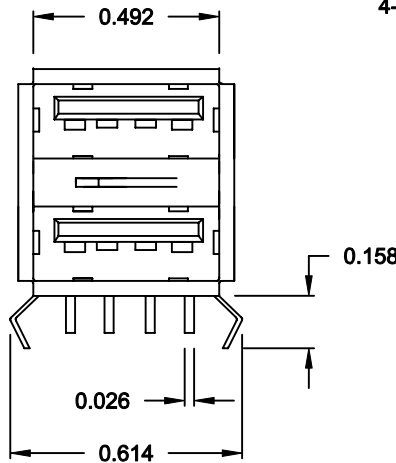


DESCRIPTION: USB Type "A" - DUAL PORT RIGHT ANGLE



RECOMMENDED PCB LAYOUT

SCALE = 3 : 1



ELECTRICAL:

- CONTACT CURRENT RATING: 1.0 AMPS
- DIELECTRIC WITHSTANDING VOLTAGE: 500VAC
- INSULATION RESISTANCE: 1,000 MegOhms Min.
- CONTACT RESISTANCE: 30 MilliOhms Max.
- OPERATING TEMPERATURE: -55°C TO +85°C

MECHANICAL:

- MATING FORCE: 3.5 Kg Max.
- UNMATING FORCE: 1.0 Kg Min.

MATERIALS:

- CONTACTS: COPPER ALLOY
- INSULATOR: THERMOPLASTIC PA9T UL 94V-0
- SHELL: COPPER ALLOY

PLATING:

- CONTACTS: 30u" GOLD (MATING AREA)
TIN (LEAD FREE) SOLDER TAILS
- SHELL: NICKEL PLATED
- USB VERSION: 2.0

DO NOT SCALE FROM DRAWING

RoHS COMPLIANT

| | | | | |
|----------------|---|--------------------------------|------------------------------|-------------------------|
| | THESE DRAWINGS AND SPECIFICATIONS ARE THE PROPERTY OF NorComp AND SHALL NOT BE REPRODUCED, COPIED OR USED AS THE BASIS FOR THE MANUFACTURE OF SALE OF APPARATUS WITHOUT WRITTEN PERMISSION. | | DRAWN: PAM JENKINS | DATE: 7-28-05 |
| | | | CHECKED: | DATE: |
| NorComp | | SCALE: | SHEET 1 OF 1 | REV 2 |
| | | DWG NO. 056-008-121R010 | | |