

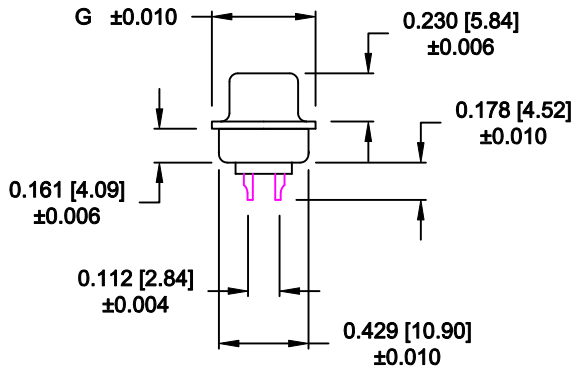
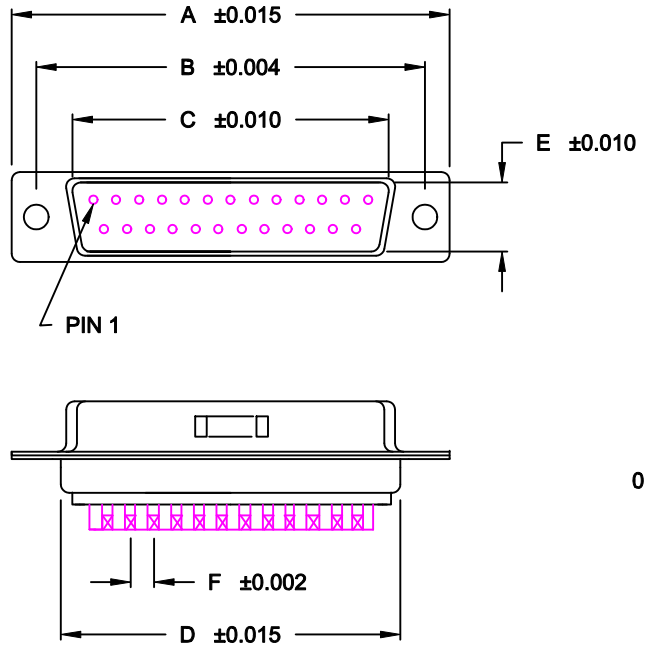
DESCRIPTION: MALE SOLDER CUP/STAMPED

SPECIFICATIONS:

MATERIALS:
 SHELL: STEEL, TIN (80u" TIN OVER 40u" COPPER)
 OR NICKEL (80u" NICKEL OVER 40u" COPPER)
 INSULATOR: UL 94V-0 RATED BLACK PBT
 +30% FIBER-GLASS

ELECTRICALS:
 CURRENT RATING: 5 AMPS
 CONTACT RESISTANCE: 15 mOHMS MAX
 INSULATOR RESISTANCE: 1000 MOHMS MIN
 VOLTAGE: 500V AC FOR 1 MINUTE
 TEMPERATURE: -50°C TO +100°C

POS.	A	B	C	D	E	F	G
09	1.213	0.984	0.666	0.756	0.329	.109	0.496
	30.80	24.99	16.92	19.20	8.36	2.77	12.60
15	1.543	1.312	0.994	1.091	0.329	.109	0.496
	39.19	33.32	25.25	27.70	8.36	2.77	12.60
25	2.087	1.852	1.534	1.618	0.329	.109	0.496
	53.00	47.04	38.96	41.10	8.36	2.77	12.60
37	2.732	2.500	2.181	2.256	0.329	.109	0.496
	69.30	63.50	55.42	57.30	8.36	2.77	12.60
50	2.638	2.406	2.079	2.169	.436	.109	.602
	67.00	61.00	52.80	55.10	11.07	2.77	15.30



171-YYY-10YLYY1

SERIES _____
POSITIONS _____
 009
 015
 025
 037
 050
GENDER _____
 1 = MALE
 2 = FEMALE
TERMINATION _____
 0 = SOLDER CUP
SHELL PLATING _____
 2 = TIN
 3 = NICKEL
HARDWARE OPTIONS _____
 00 = NO HARDWARE
 01 = .098 4-40 CLINCH NUT BOARD SIDE
 02 = .236 4-40 CLINCH NUT BOARD SIDE
 03 = .236 4-40 CLINCH NUT MATING SIDE
 05 = .237 4-40 BOARD LOCK
 91 = .237 4-40 SPACER/BOARD LOCK
PLATING OPTIONS _____
 1 = GOLD FLASH
 2 = 30 MICRO-INCH GOLD

WILL ACCEPT 28-20 AWG CONDUCTORS

DO NOT SCALE FROM DRAWING

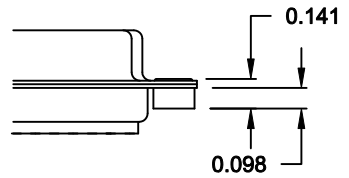
RoHS COMPLIANT

	THESE DRAWINGS AND SPECIFICATIONS ARE THE PROPERTY OF NorComp AND SHALL NOT BE REPRODUCED, COPIED OR USED AS THE BASIS FOR THE MANUFACTURE OF SALE OF APPARATUS WITHOUT WRITTEN PERMISSION.		DRAWN: PAM JENKINS	DATE: 9-13-05
			CHECKED:	DATE:
NorComp		SCALE:	SHEET 1 OF 2	REV 9
		DWG NO. 171-YYY-10YLYY1		

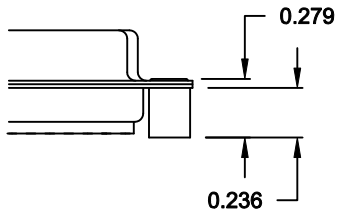
TOLERANCE:
ALL DIMENSIONS ARE ±0.010

ALL CLINCH-NUTS ARE 4-40 INTERNAL THREADS

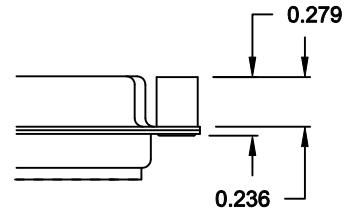
01X 0.098" (BOARD SIDE) - CN1



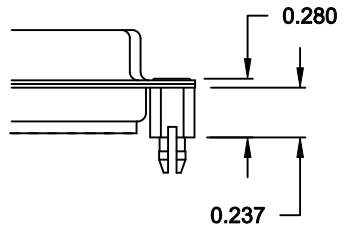
02X 0.236" (BOARD SIDE) - CN2



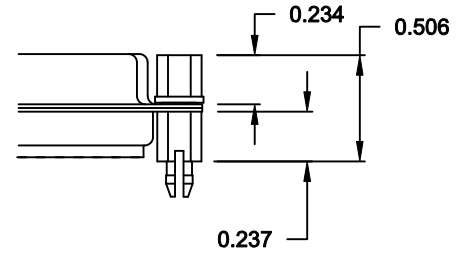
03X..... 0.236" (MATING SIDE) - CN8



05X 0.237" (BOARD SIDE) - CN10



91X 0.237" BOARD SIDE
0.197" MATING SIDE
CN10/SFSO4404



NOTE: 4-40 FEMALE SCREW LOCK IS REMOVABLE

DO NOT SCALE FROM DRAWING

	THESE DRAWINGS AND SPECIFICATIONS ARE THE PROPERTY OF NorComp AND SHALL NOT BE REPRODUCED, COPIED OR USED AS THE BASIS FOR THE MANUFACTURE OF SALE OF APPARATUS WITHOUT WRITTEN PERMISSION.		DRAWN: WAYNE ROBBINS	DATE: 11-28-05	
			CHECKED:	DATE:	
<h1>NorComp</h1>			SCALE:	SHEET 2 OF 2	REV 9
			DWG NO. 171-YYY-10YLYY1		

RoHS COMPLIANT