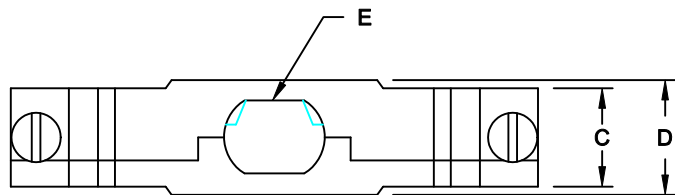


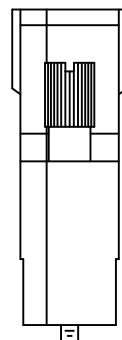
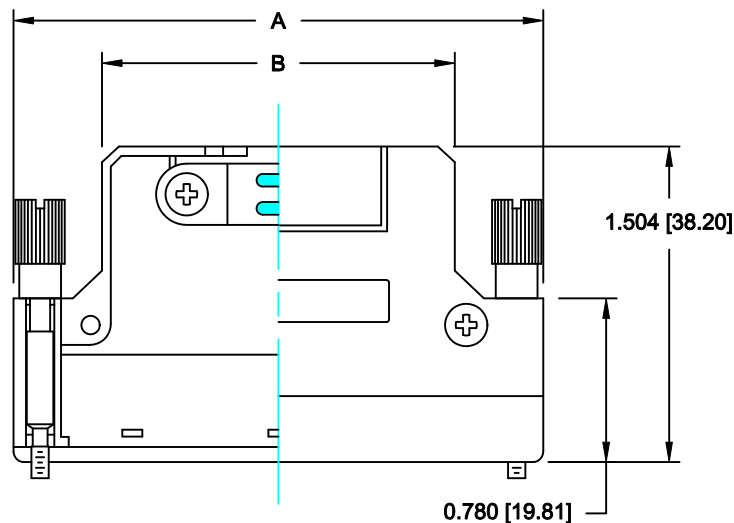
DESCRIPTION: 991 SERIES BACK SHELL KIT



No. OF PINS	DIMENSIONS				
	A	B	C	D	E
50	2.091 [53.10]	1.252 [31.80]	0.461 [11.70]	0.535 [13.60]	0.354 [9.00] OR 0.433 [11.00]
68	2.524 [64.10]	1.681 [42.70]	0.469 [11.90]	0.547 [13.90]	0.433 [11.00] OR 0.551 [14.00]
ALL TOLERANCES = 0.012 [0.30]					

**MATERIAL:**

- BACK SHELL: ZINC PLATED NICKEL OVER COPPER
- JACKSCREWS: STEEL, NICKEL PLATED OVER COPPER
- SCREWS: STEEL, NICKEL PLATED OVER COPPER
- CLAMP: STEEL, NICKEL PLATED

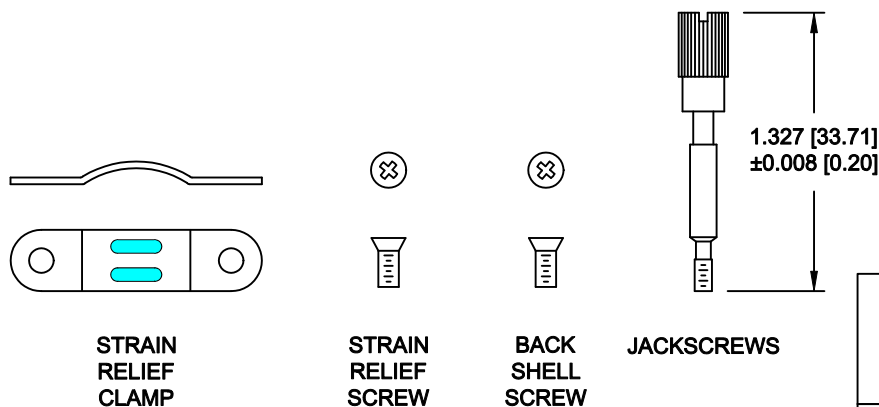


**KIT INCLUDES:**

- 2-BACK SHELL HALVES
- 1-STRAIN RELIEF CLAMP
- 1-CONNECTOR (114-YYY-103L001)
- 2-STRAIN RELIEF SCREWS (FLAT HEAD M2.6)
- 2-BACK SHELL SCREWS (FLAT HEAD M2.6)
- 2-JACKSCREWS (#2-56)

**BACK SHELL KIT  
PART NUMBER  
991-YYY-130L121**

- SERIES \_\_\_\_\_
- POSITIONS \_\_\_\_\_
- 050 \_\_\_\_\_
- 068 \_\_\_\_\_
- CONTACTS \_\_\_\_\_
- SOLDER \_\_\_\_\_
- MATERIAL \_\_\_\_\_
- 030 = DIE CAST (NICKEL)
- RoHS COMPLIANT \_\_\_\_\_
- L = LOW TEMP. PROCESS
- COLOR \_\_\_\_\_
- 12 = METAL(IZED)
- PUT-UP \_\_\_\_\_
- 1 = KIT



DO NOT SCALE FROM DRAWING

	THESE DRAWINGS AND SPECIFICATIONS ARE THE PROPERTY OF NorComp AND SHALL NOT BE REPRODUCED, COPIED OR USED AS THE BASIS FOR THE MANUFACTURE OF SALE OF APPARATUS WITHOUT WRITTEN PERMISSION.		DRAWN: <b>C. SMITH</b>	DATE: <b>04-09-08</b>
			CHECKED:	DATE:
<b>NorComp</b>		SCALE: <b>1 : 1</b>	SHEET <b>1</b> OF <b>2</b>	REV <b>0</b>
		DWG NO. <b>991-YYY-130L121</b>		

**RoHS COMPLIANT**

DESCRIPTION: CONNECTOR FOR 991 SERIES BACK SHELL KIT

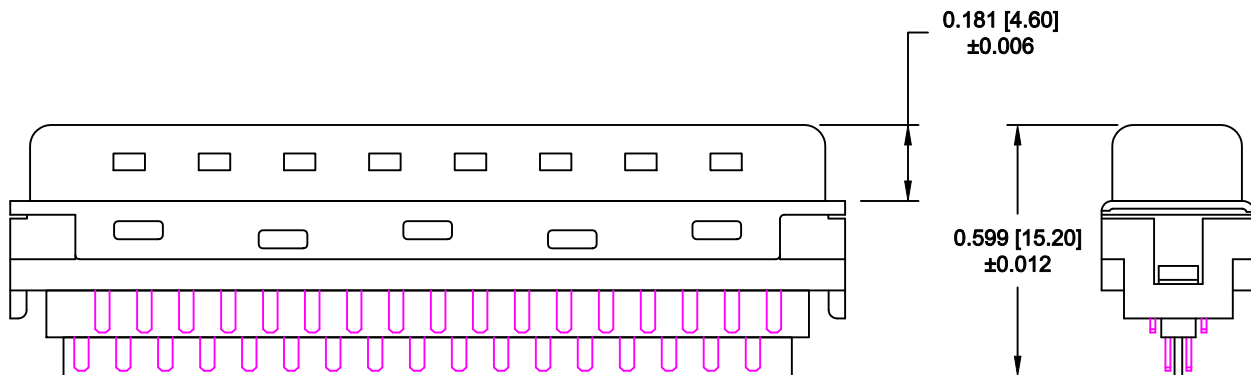
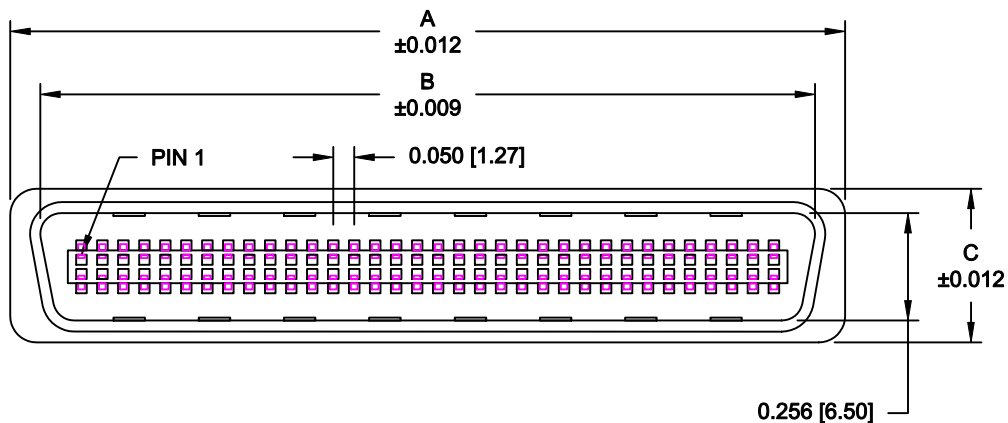
No. OF PINS	DIMENSIONS		
	A	B	C
50	1.545 [39.30]	1.399 [35.60]	0.373 [9.50]
68	1.989 [50.60]	1.846 [46.95]	0.366 [9.30]

**MATERIAL:**

HOUSING: THREMOPLASTIC, BLACK, P.B.T. UL94V-0  
 CONTACTS: PHOSPHOR BRONZE, GOLD SELECTIVE PLATED  
 FRONT SHELL: STEEL, NICKEL PLATED OVER COPPER

**ELECTRICAL:**

CURRENT RATING: 1 AMPS  
 INSULATOR RESISTANCE: 500 MEGOHMS Min.  
 DIELECTRIC WITHSTANDING: 500VAC  
 CONTACT RESISTANCE: 35MilliOhms Max.  
 OPERATING TEMPERATURE: -55° ~ +105° C



DO NOT SCALE FROM DRAWING

	THESE DRAWINGS AND SPECIFICATIONS ARE THE PROPERTY OF NorComp AND SHALL NOT BE REPRODUCED, COPIED OR USED AS THE BASIS FOR THE MANUFACTURE OF SALE OF APPARATUS WITHOUT WRITTEN PERMISSION.		DRAWN: <b>C. SMITH</b>	DATE: <b>04-02-08</b>	
	<h1>NorComp</h1>			CHECKED:	DATE:
SCALE: <b>2 : 1</b>				SHEET <b>2</b> OF <b>2</b>	REV <b>0</b>
DWG NO. <b>991-YYY-130L121</b>					

RoHS COMPLIANT