REV.	SPECIFICATION	ECN NO.	APPD.
X7			

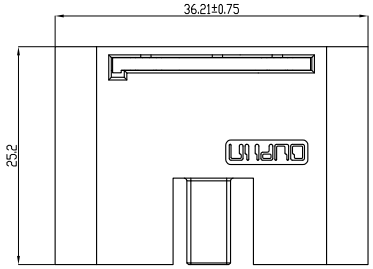

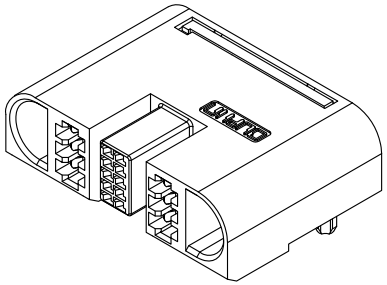

Material and Plating:

Housing: LCP, 30% Glass Filled,UL94V-0 , BLACK.
Power Contacts: High Conductivity Copper ,
30u"Au+Pd/Ni on Contact Area and 80u" Min Tin Plated on Solder Tail over nickel 50u" Min .
Signal Contacts : Phosphor Bronze ,
30u"Au+Pd/Ni on Contact Area and 80u" Min Tin Plated on Solder Tail over nickel 50u" Min .

Electrical Characteristics:

Current Rating: Power: 60AMP.
Signal: 2.5AMP.
Dielectric Withstanding Voltage:
Power Pin :DC 1500V For 1 minute.
Insulator Resistance: 5000MΩ min.
Contact Resistance: Power: 0.3mΩ max.
Signal: 30mΩ max.
Operating Temperature: -40°C ~+105°C .

***RoHS Compliant**

Notes :
L: Low Power---PCB Mount 3.0mm Pitch
D: DC Power---PCB Mount 5.5mm Pitch
A: AC Power---PCB Mount 7.5mm Pitch

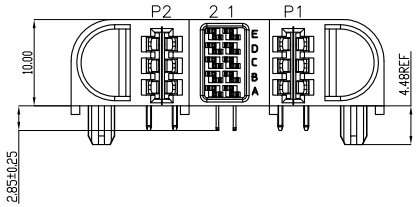

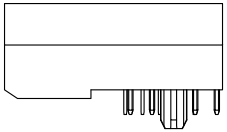

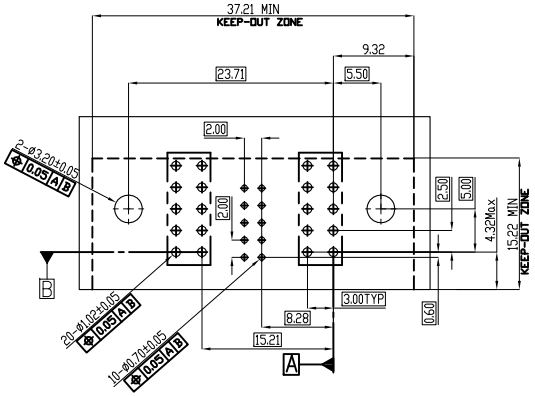

P.C.Board Layout
(Tolerance:±0.05)

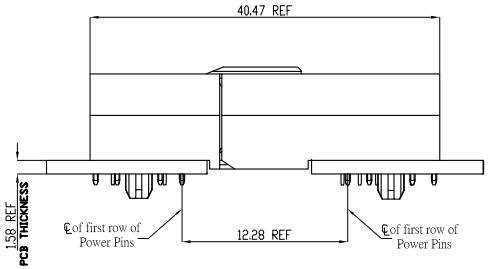

9395- 4 D01 S10 A01 B 7 2 D P G2 A

- Series: 9395-
- 2: Female Right Angle: 4
- Blank:Without Contact / Power Contact: Axx, Dxx , Lxx / No. of position: D01
- Blank:Without Contact / Signal Contact: S xx / No. of position: S10
- Blank:Without Contact / Power Contact: Axx, Dxx , Lxx / No. of position: A01
- B: Dip Tin Plated / Contact Au+Pd/Ni Plated: B
- 7: 30u": 7
- 2 : Without Rib: 2
- D: Dip Type: D
- P: With Post: P
- G2: Guids Side: G2
- A: Tray Package: A

Tolerances	Dwg. No.	9395-D0000-012	Title: 9395 Series Max P60 10mm Low Profile, 60Amp Receptacle, Right Angle	OUPIIN ELECTRONIC(KUNSHAN) CO., LTD.
x = ±0.5	Projection			P/N:9395-4D01S10A01B72DPG2A
.x = ±0.25	Unit mm	Scale 1:1		SHEET 1/1 Ver. No. X7
.xx = ±0.15	Drawn By	WP 08/30'16		