

https://www.phoenixcontact.com/cn/products/1408985



Power connectors - SACC-M12MRS-3PECON-PG11-M - 1408985

Please be informed that the data shown in this PDF Document is generated from our Online Catalog. Please find the complete data in the user's documentation. Our General Terms of Use for Downloads are valid (<http://phoenixcontact.com/download>)




Power connectors, 4-position, Plug angled M12, S-coded, Screw connection, Knurl material: Zinc die-cast, nickel-plated, Cable gland Pg11, External cable diameter 8 mm ... 10 mm, for AC current up to 12 A/630 V, Contact 4 leading

Why buy this product

- Safe use in the field, thanks to a high degree of protection
- Flexible: connectors for on-site assembly
- Screw connection: proven connection technology for a large selection of different conductors
- High-performance: AC connectors for up to 12 A and 630 V AC
- Protection against incorrect connection using special S-coding

RoHS

Key Commercial Data

Packing unit	1 STK
GTIN	 4 046356 861564
GTIN	4046356861564
Sales Key	BF2CAA

Technical data

Dimensions

Wrench size, union nut	19 mm
External cable diameter	8 mm ... 10 mm

Ambient conditions

Degree of protection	IP67
----------------------	------

General

Note	Strip 21 mm off the cable sheath, strip 6 mm off the conductor insulation, crimp the ferrule, then shorten this to 5 mm. Conductor length with shortened ferrule: 20 mm. Connect conductors and tighten the mounting screws with 0.2 Nm.
Rated current at 40°C	12 A (when using 1.5 mm ² conductors)
	12 A (at 40 °C)

https://www.phoenixcontact.com/cn/products/1408985



Power connectors - SACC-M12MRS-3PECON-PG11-M - 1408985

Technical data

General

Rated voltage	630 V AC
Number of positions	4
Insulation resistance	> 10 GΩ
Coding	S power
Standards/regulations	IEC 61076-2-111
Status display	No
Overvoltage category	III
Degree of pollution	3
Connection method	Screw connection
Conductor cross section	0.75 mm ² ... 1.5 mm ²
Conductor cross section AWG	18 ... 16
Insertion/withdrawal cycles	> 100
Torque	0.4 Nm (M12 knurl)
	1 Nm ... 1.4 Nm (Pressure screw with sleeve housing)
	0.4 Nm (Screw plug insert with sleeve housing as far it will go)
	0.2 Nm (Screw terminal blocks)
Assembly instructions	The wires can be connected both with ferrules and without ferrules

Material

Flammability rating according to UL 94	V0
Contact material	CuZn
Contact surface material	Au
Contact carrier material	PA
Material of grip body	PA
Material, knurls	Zinc die-cast, nickel-plated
Sealing material	NBR (Cable clamping)

Cable

Standards/specifications	IEC 61076-2-111
--------------------------	-----------------

Standards and Regulations

Standards/regulations	IEC 61076-2-111
Flammability rating according to UL 94	V0

Approvals

Approvals

Approvals

UL Recognized / cUL Recognized / EAC / cULus Recognized

<https://www.phoenixcontact.com/cn/products/1408985>





Power connectors - SACC-M12MRS-3PECON-PG11-M - 1408985

Approvals


Ex Approvals

Approval details

UL Recognized		http://database.ul.com/cgi-bin/XYV/template/LISEXT/1FRAME/index.htm	FILE E 221474
mm ² /AWG/kcmil		16	
Nominal current I _N		12 A	
Nominal voltage U _N		600 V	

cUL Recognized		http://database.ul.com/cgi-bin/XYV/template/LISEXT/1FRAME/index.htm	FILE E 221474
mm ² /AWG/kcmil		16	
Nominal current I _N		12 A	
Nominal voltage U _N		600 V	

EAC		7500651.22.01.00246
-----	---	---------------------

cULus Recognized		http://database.ul.com/cgi-bin/XYV/template/LISEXT/1FRAME/index.htm
------------------	---	---

Phoenix Contact 2017 © - all rights reserved
<http://www.phoenixcontact.com>