

https://www.phoenixcontact.com/cn/products/1700224



PCB terminal block - FFKDSA1/H-2,54-11 - 1700224

Please be informed that the data shown in this PDF Document is generated from our Online Catalog. Please find the complete data in the user's documentation. Our General Terms of Use for Downloads are valid (<http://phoenixcontact.com/download>)

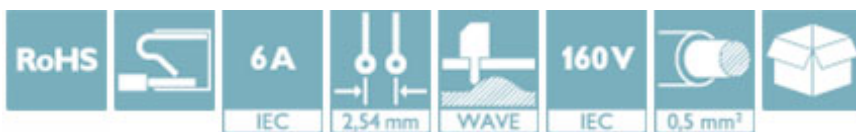
PCB terminal block, Nominal current: 6 A, Nom. voltage: 160 V, Pitch: 2.54 mm, Number of positions: 11, Connection method: Push-in spring connection, Mounting: Wave soldering, Conductor/PCB connection direction: 0°, Color: green




The figure shows a 10-position version

Why buy this product

- Time saving push-in connection, tools not required
- Defined contact force ensures that contact remains stable over the long term
- Intuitive use through colour coded actuation lever
- Operation and conductor connection from one direction enable integration into front of device
- Two solder pins reduce the mechanical strain on the soldering spots
- The latching on the side enables various numbers of positions to be combined



Key Commercial Data

Packing unit	50 STK
Minimum order quantity	50 STK
GTIN	 4 017918 985615
GTIN	4017918985615
Custom tariff number	8536909000
Sales Key	AAABBA

Technical data

Dimensions

Length	13.6 mm
Pitch	2.54 mm
Dimension a	25.4 mm
Width	30.44 mm
Constructional height	12.6 mm
Height	16.2 mm

https://www.phoenixcontact.com/cn/products/1700224



PCB terminal block - FFKDSA1/H-2,54-11 - 1700224

Technical data

Dimensions

Length of the solder pin	3.6 mm
Pin dimensions	0,5 x 0,8
Pin spacing	5.08 mm
Hole diameter	1.1 mm

General

Range of articles	FFKDS(A)/H
Insulating material group	I
Rated surge voltage (III/3)	2.5 kV
Rated surge voltage (III/2)	2.5 kV
Rated surge voltage (II/2)	2.5 kV
Rated voltage (III/3)	63 V
Rated voltage (III/2)	160 V
Rated voltage (II/2)	320 V
Connection in acc. with standard	EN-VDE
Nominal current I_N	6 A
Nominal cross section	0.5 mm ²
Solder pin surface	Sn
Flammability rating according to UL 94	V0
Stripping length	11 mm
Number of positions	11

Connection data

Conductor cross section AWG min.	26
Conductor cross section AWG max.	20

Standards and Regulations

Connection in acc. with standard	EN-VDE
	CSA
Flammability rating according to UL 94	V0

Environmental Product Compliance

China RoHS	Environmentally friendly use period: unlimited = EFUP-e
	No hazardous substances above threshold values

Approvals

Approvals

Approvals

CSA / UL Recognized / cUL Recognized / cULus Recognized

<https://www.phoenixcontact.com/cn/products/1700224>





PCB terminal block - FFKDSA1/H-2,54-11 - 1700224


Approvals

Ex Approvals

Approval details

CSA		http://www.csagroup.org/services/testing-and-certification/certified-product-listing/	13631
		B	
mm ² /AWG/kcmil		20	
Nominal current I _N		6 A	
Nominal voltage U _N		150 V	

UL Recognized		http://database.ul.com/cgi-bin/XYV/template/LISEXT/1FRAME/index.htm	FILE E 60425
		B	
mm ² /AWG/kcmil		26-20	
Nominal current I _N		6 A	
Nominal voltage U _N		150 V	

cUL Recognized		http://database.ul.com/cgi-bin/XYV/template/LISEXT/1FRAME/index.htm	FILE E 60425
		B	
mm ² /AWG/kcmil		26-20	
Nominal current I _N		6 A	
Nominal voltage U _N		150 V	

cULus Recognized		http://database.ul.com/cgi-bin/XYV/template/LISEXT/1FRAME/index.htm
------------------	---	---