

https://www.phoenixcontact.com/cn/products/1702473



PCB terminal block - PTSM 0,5/ 2-2,5-H SMD R24 - 1702473

Please be informed that the data shown in this PDF Document is generated from our Online Catalog. Please find the complete data in the user's documentation. Our General Terms of Use for Downloads are valid (<http://phoenixcontact.com/download>)

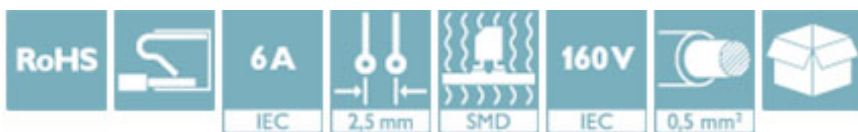


PCB terminal block, Nominal current: 6 A, Nom. voltage: 160 V, Pitch: 2.5 mm, Number of positions: 2, Connection method: Push-in spring connection, Mounting: SMD soldering, Conductor/PCB connection direction: 0°, Color: black


The illustration shows the 3-pos. version

Why buy this product

- ✓ Time saving push-in connection, tools not required
- ✓ Defined contact force ensures that contact remains stable over the long term
- ✓ High current carrying capacity of 6 A in very compact dimensions
- ✓ Designed for integration into the SMT soldering process
- ✓ Additional solder anchors reduce the mechanical strain on the soldering spots



Key Commercial Data

Packing unit	770 STK
Minimum order quantity	770 STK
GTIN	 4 046356 592307
GTIN	4046356592307
Custom tariff number	8536901900
Sales Key	AACBBA

Technical data

Dimensions

Length	9 mm
Pitch	2.5 mm
Dimension a	2.5 mm
Width	7.6 mm
Height	5.12 mm

General

Range of articles	PTSM 0,5/..-H-SMD
-------------------	-------------------

<https://www.phoenixcontact.com/cn/products/1702473>

PCB terminal block - PTSM 0,5/ 2-2,5-H SMD R24 - 1702473

Technical data

General

Insulating material group	IIIa
Rated surge voltage (III/3)	2.5 kV
Rated surge voltage (III/2)	2.5 kV
Rated surge voltage (II/2)	2.5 kV
Rated voltage (III/3)	32 V
Rated voltage (III/2)	160 V
Rated voltage (II/2)	160 V
Connection in acc. with standard	EN-VDE
Nominal current I_N	6 A
Nominal cross section	0.5 mm ²
Maximum load current	6 A
Insulating material	LCP
Solder pin surface	Sn
Flammability rating according to UL 94	V0
Stripping length	6 mm
Number of positions	2

Connection data

Conductor cross section solid min.	0.14 mm ²
Conductor cross section solid max.	0.5 mm ²
Conductor cross section flexible min.	0.2 mm ²
Conductor cross section flexible max.	0.5 mm ²
Conductor cross section flexible, with ferrule without plastic sleeve min.	0.25 mm ²
Conductor cross section flexible, with ferrule without plastic sleeve max.	0.5 mm ²
Conductor cross section AWG min.	26
Conductor cross section AWG max.	20

Standards and Regulations

Connection in acc. with standard	EN-VDE
	UL
Flammability rating according to UL 94	V0

Environmental Product Compliance

China RoHS	Environmentally friendly use period: unlimited = EFUP-e
	No hazardous substances above threshold values

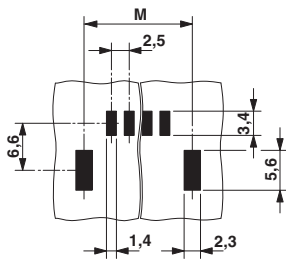
Drawings

https://www.phoenixcontact.com/cn/products/1702473



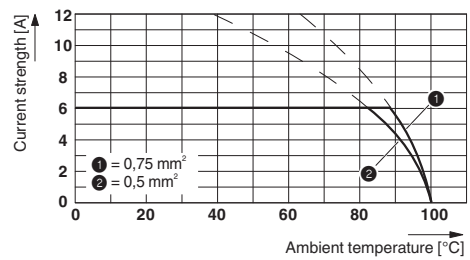
PCB terminal block - PTSM 0,5/ 2-2,5-H SMD R24 - 1702473

Drilling diagram



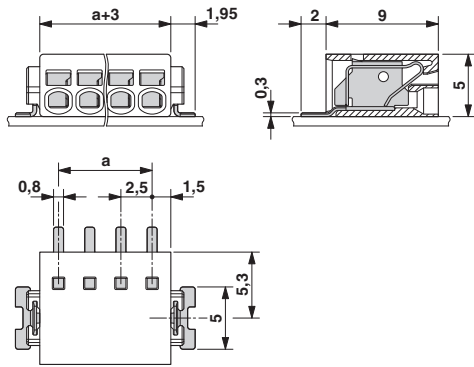
Dimension M: 7.7 mm

Diagram

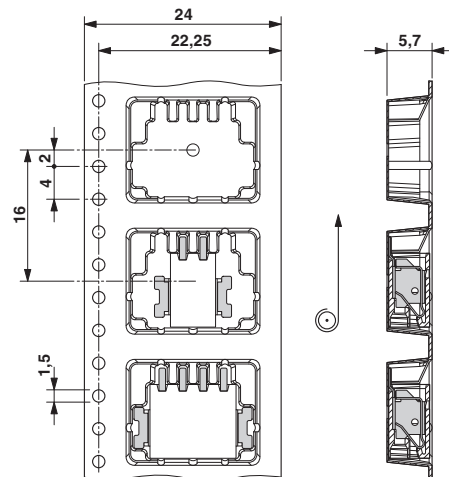


Type: PTSM 0,5/...-2,5-H- SMD R44
Tested in accordance with DIN EN 60512-5-2:2003-01
Reduction factor = 1
No. of positions: 5

Dimensional drawing



Dimensional drawing



Approvals

Approvals

Approvals

UL Recognized / UL Recognized / EAC / cULus Recognized

Ex Approvals

Approval details


UL Recognized		http://database.ul.com/cgi-bin/XYV/template/LISEXT/1FRAME/index.htm	FILE E 60425
---------------	--	---	--------------


<https://www.phoenixcontact.com/cn/products/1702473>




PCB terminal block - PTSM 0,5/ 2-2,5-H SMD R24 - 1702473

Approvals

UL Recognized		http://database.ul.com/cgi-bin/XYV/template/LISEXT/1FRAME/index.htm	FILE E 118976
			B
mm ² /AWG/kcmil			26-18
Nominal current I _N			5 A
Nominal voltage U _N			150 V

EAC			B.01742
-----	---	--	---------

cULus Recognized		http://database.ul.com/cgi-bin/XYV/template/LISEXT/1FRAME/index.htm	E60425-20030527
			B
mm ² /AWG/kcmil			26-20
Nominal current I _N			5 A
Nominal voltage U _N			150 V

Phoenix Contact 2017 © - all rights reserved
<http://www.phoenixcontact.com>