

https://www.phoenixcontact.com/cn/products/1703454



Printed-circuit board connector - DFK-PC 16/ 2-STF-10,16 - 1703454

Please be informed that the data shown in this PDF Document is generated from our Online Catalog. Please find the complete data in the user's documentation. Our General Terms of Use for Downloads are valid (<http://phoenixcontact.com/download>)

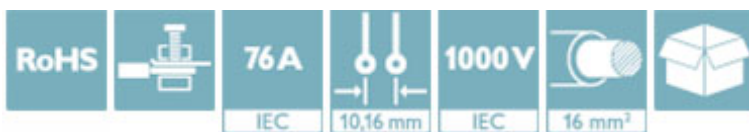
Plug component, Nominal current: 76 A, Rated voltage (III/2): 1000 V, Number of positions: 2, Pitch: 10.16 mm, Connection method: Screw connection with tension sleeve, Color: green, Contact surface: Silver




The figure shows a 5-pos. version of the product

Why buy this product

- Well-known connection principle allows worldwide use
- Low temperature rise, thanks to maximum contact force
- Allows connection of two conductors
- Flange system enables secure fixing to the housing panel by means of tool-free snap-in locking or screws
- Shroud for professional EMC shield connection on the front of the device
- Screwable flange for superior mechanical stability



Key Commercial Data

Packing unit	10 STK
Minimum order quantity	10 STK
GTIN	 4 017918 994372
GTIN	4017918994372
Custom tariff number	8536909000
Sales Key	AABEDA

Technical data

Dimensions

Pitch	10.16 mm
Dimension a	10.16 mm

General

Range of articles	DFK-PC 16/..-STF
Type of contact	Male connector
Number of positions	2

<https://www.phoenixcontact.com/cn/products/1703454>

Printed-circuit board connector - DFK-PC 16/ 2-STF-10,16 - 1703454

Technical data

General

Connection method	Screw connection with tension sleeve
Insulating material group	I
Rated surge voltage (III/3)	8 kV
Rated surge voltage (III/2)	8 kV
Rated surge voltage (II/2)	6 kV
Rated voltage (III/3)	1000 V
Rated voltage (III/2)	1000 V
Rated voltage (II/2)	1000 V
Connection in acc. with standard	EN-VDE
Nominal current I_N	76 A
Nominal cross section	16 mm ²
Maximum load current	76 A
Insulating material	PA
Flammability rating according to UL 94	V0
Internal cylindrical gage	A6
Stripping length	12 mm
Screw thread	M4
Tightening torque, min	1.7 Nm
Tightening torque max	1.8 Nm

Connection data

Conductor cross section solid min.	0.75 mm ²
Conductor cross section solid max.	16 mm ²
Conductor cross section flexible min.	0.75 mm ²
Conductor cross section flexible max.	16 mm ²
Conductor cross section flexible, with ferrule without plastic sleeve min.	0.5 mm ²
Conductor cross section flexible, with ferrule without plastic sleeve max.	16 mm ² Only in connection with CRIMPFOX 16 S
Conductor cross section flexible, with ferrule with plastic sleeve min.	0.5 mm ²
Conductor cross section flexible, with ferrule with plastic sleeve max.	16 mm ² Only in connection with CRIMPFOX 16 S
Conductor cross section AWG min.	18
Conductor cross section AWG max.	6
2 conductors with same cross section, solid min.	0.75 mm ²
2 conductors with same cross section, solid max.	6 mm ²
2 conductors with same cross section, stranded min.	0.75 mm ²
2 conductors with same cross section, stranded max.	6 mm ²
2 conductors with same cross section, stranded, ferrules without plastic sleeve, min.	0.5 mm ²
2 conductors with same cross section, stranded, ferrules without plastic sleeve, max.	4 mm ²
2 conductors with same cross section, stranded, TWIN ferrules with plastic sleeve, min.	0.5 mm ²



Printed-circuit board connector - DFK-PC 16/ 2-STF-10,16 - 1703454

Technical data

Connection data

2 conductors with same cross section, stranded, TWIN ferrules with plastic sleeve, max.	6 mm ²
Minimum AWG according to UL/CUL	20
Maximum AWG according to UL/CUL	6

Standards and Regulations

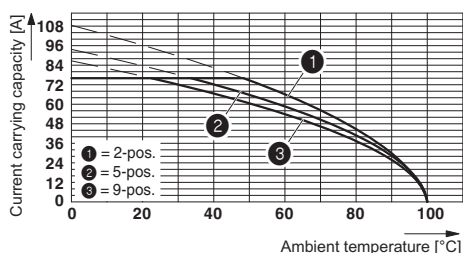
Connection in acc. with standard	EN-VDE
	CUL
Flammability rating according to UL 94	V0

Environmental Product Compliance

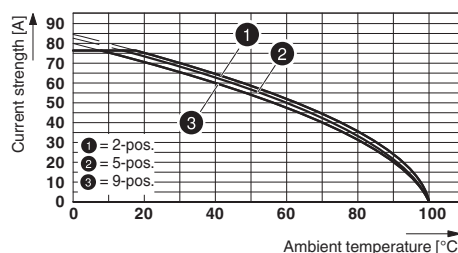
China RoHS	Environmentally Friendly Use Period = 50
	For details about hazardous substances go to tab "Downloads", Category "Manufacturer's declaration"

Drawings

Diagram



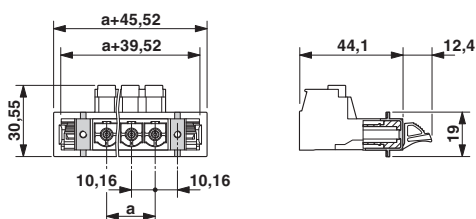
Diagram



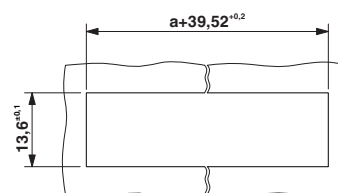
Derating curve for: PC 16/...-ST-10.16 with DFK-PC 16/...-ST-10.16

Type: SPC 16/...-ST(F)-10,16 with DFK-PC 16/...-ST(F)-10,16

Dimensional drawing



Dimensional drawing

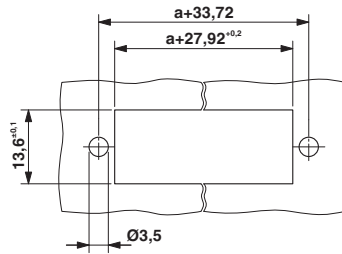


Sheet metal cutout for snap-on.



Printed-circuit board connector - DFK-PC 16/ 2-STF-10,16 - 1703454

Dimensional drawing



Sheet metal cutout for screw connection.

Approvals

Approvals

Approvals

UL Recognized / SEV / cUL Recognized / IECCEB Scheme / EAC / cULus Recognized

Ex Approvals

Approval details

UL Recognized		http://database.ul.com/cgi-bin/XYV/template/LISEXT/1FRAME/index.htm	FILE E 60425
	B	C	
mm ² /AWG/kcmil	20-6	20-6	
Nominal current I _N	55 A	55 A	
Nominal voltage U _N	600 V	600 V	

SEV		https://www.electrosuisse.ch/en/meta/shop/product-certificates.html	IK-3431
mm ² /AWG/kcmil	16		
Nominal current I _N	76 A		
Nominal voltage U _N	1000 V		

cUL Recognized		http://database.ul.com/cgi-bin/XYV/template/LISEXT/1FRAME/index.htm	FILE E 60425
	B	C	
mm ² /AWG/kcmil	20-6	20-6	


<https://www.phoenixcontact.com/cn/products/1703454>




Printed-circuit board connector - DFK-PC 16/ 2-STF-10,16 - 1703454

Approvals

	B	C
Nominal current IN	55 A	55 A
Nominal voltage UN	600 V	600 V

IECEE CB Scheme		http://www.iecee.org/	CH-8077
Nominal current IN	76 A		
Nominal voltage UN	1000 V		

EAC		B.01742
-----	-----------------------------------------------------------------------------------	---------

cULus Recognized		http://database.ul.com/cgi-bin/XYV/template/LISEXT/1FRAME/index.htm
------------------	------------------------------------------------------------------------------------	-------------------------------------------------------------------------------------------------------------------------------------------------------

Phoenix Contact 2016 © - all rights reserved
<http://www.phoenixcontact.com>