

https://www.phoenixcontact.com/cn/products/1704554



PCB terminal block - ZFK3DSA 1,5-6,08 - 1704554

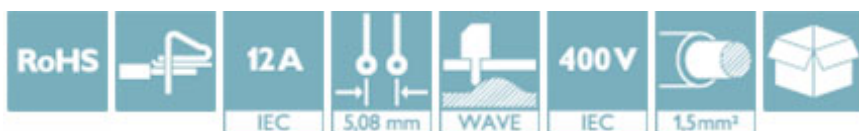
Please be informed that the data shown in this PDF Document is generated from our Online Catalog. Please find the complete data in the user's documentation. Our General Terms of Use for Downloads are valid (<http://phoenixcontact.com/download>)




PCB terminal block, Nominal current: 12 A, Nom. voltage: 400 V, Pitch: 5.08 mm, Number of positions: 1, Connection method: Spring-cage connection, Mounting: Wave soldering, Conductor/PCB connection direction: 45°, Color: green

Why buy this product

- Defined contact force ensures that contact remains stable over the long term
- Clamping space opened by means of fixed screwdriver enables convenient conductor connection
- Conductor connection on several levels enables higher contact density
- The latching on the side enables various numbers of positions to be combined



Key Commercial Data

| | |
|----------------------|---|
| Packing unit | 250 STK |
| GTIN |  4 017918 125851 |
| GTIN | 4017918125851 |
| Custom tariff number | 8536909000 |
| Sales Key | AAABFA |

Technical data

Dimensions

| | |
|--------------------------|------------|
| Length | 32.2 mm |
| Pitch | 5.08 mm |
| Width | 6.08 mm |
| Constructional height | 37 mm |
| Length of the solder pin | 3.4 mm |
| Pin dimensions | 0,7 x 1 mm |
| Hole diameter | 1.3 mm |

General

| | |
|---------------------------|---------------|
| Range of articles | ZFK3DS(A) 1,5 |
| Insulating material group | I |

https://www.phoenixcontact.com/cn/products/1704554



PCB terminal block - ZFK3DSA 1,5-6,08 - 1704554

Technical data

General

| | |
|--|---------------------|
| Rated surge voltage (III/3) | 4 kV |
| Rated surge voltage (III/2) | 4 kV |
| Rated surge voltage (II/2) | 4 kV |
| Rated voltage (III/3) | 250 V |
| Rated voltage (III/2) | 400 V |
| Rated voltage (II/2) | 630 V |
| Connection in acc. with standard | EN-VDE |
| Nominal current I_N | 12 A |
| Nominal cross section | 1.5 mm ² |
| Maximum load current | 12 A |
| Insulating material | PA |
| Solder pin surface | Sn |
| Flammability rating according to UL 94 | V0 |
| Internal cylindrical gage | A1 |
| Stripping length | 7.5 mm |
| Number of positions | 1 |

Connection data

| | |
|--|----------------------|
| Conductor cross section solid min. | 0.2 mm ² |
| Conductor cross section solid max. | 2.5 mm ² |
| Conductor cross section flexible min. | 0.2 mm ² |
| Conductor cross section flexible max. | 1.5 mm ² |
| Conductor cross section flexible, with ferrule without plastic sleeve min. | 0.25 mm ² |
| Conductor cross section flexible, with ferrule without plastic sleeve max. | 1.5 mm ² |
| Conductor cross section flexible, with ferrule with plastic sleeve min. | 0.25 mm ² |
| Conductor cross section flexible, with ferrule with plastic sleeve max. | 1.5 mm ² |
| Conductor cross section AWG min. | 24 |
| Conductor cross section AWG max. | 14 |

Standards and Regulations

| | |
|--|--------|
| Connection in acc. with standard | EN-VDE |
| | CUL |
| Flammability rating according to UL 94 | V0 |

Environmental Product Compliance

| | |
|------------|---|
| China RoHS | Environmentally friendly use period: unlimited = EFUP-e |
| | No hazardous substances above threshold values |

Approvals

Approvals

<https://www.phoenixcontact.com/cn/products/1704554>



PCB terminal block - ZFK3DSA 1,5-6,08 - 1704554


Approvals


Approvals

UL Recognized / cUL Recognized / EAC / cULus Recognized

Ex Approvals

Approval details

| | | | |
|--------------------------------|---|---|--------------|
| UL Recognized |  | http://database.ul.com/cgi-bin/XYV/template/LISEXT/1FRAME/index.htm | FILE E 60425 |
| | B | D | |
| mm ² /AWG/kcmil | 26-12 | 26-12 | |
| Nominal current I _N | 10 A | 10 A | |
| Nominal voltage U _N | 250 V | 300 V | |

| | | | |
|--------------------------------|---|---|--------------|
| cUL Recognized |  | http://database.ul.com/cgi-bin/XYV/template/LISEXT/1FRAME/index.htm | FILE E 60425 |
| | B | D | |
| mm ² /AWG/kcmil | 26-12 | 26-12 | |
| Nominal current I _N | 10 A | 10 A | |
| Nominal voltage U _N | 250 V | 300 V | |

| | | |
|-----|---|---------|
| EAC |  | B.01742 |
|-----|---|---------|

| | | |
|------------------|---|---|
| cULus Recognized |  | http://database.ul.com/cgi-bin/XYV/template/LISEXT/1FRAME/index.htm |
|------------------|---|---|

Phoenix Contact 2017 © - all rights reserved
<http://www.phoenixcontact.com>