

https://www.phoenixcontact.com/cn/products/1705650



## PCB terminal block - EMKDS 1,5/ 2-3,81 - 1705650

Please be informed that the data shown in this PDF Document is generated from our Online Catalog. Please find the complete data in the user's documentation. Our General Terms of Use for Downloads are valid (<http://phoenixcontact.com/download>)

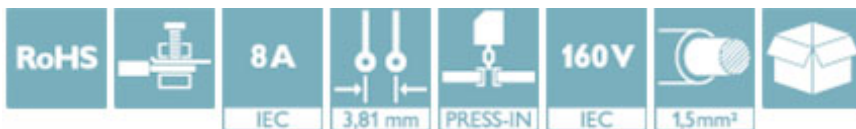


PCB terminal block, Nominal current: 8 A, Nom. voltage: 160 V, Pitch: 3.81 mm, Number of positions: 2, Connection method: Screw connection with tension sleeve, Mounting: Press-in technology, Conductor/PCB connection direction: 0°, Color: green


The illustration shows a 12-position version

### Why buy this product

- ✓ Well-known connection principle allows worldwide use
- ✓ Low temperature rise, thanks to maximum contact force
- ✓ Allows connection of two conductors
- ✓ Long-term stable press-in connection ensures high holding force without thermal load



### Key Commercial Data

Packing unit	50 STK
Minimum order quantity	50 STK
GTIN	 4 017918 122652
GTIN	4017918122652
Custom tariff number	8536909000
Sales Key	AAABGA

### Technical data

#### Dimensions

Length	9.3 mm
Pitch	3.81 mm
Dimension a	3.81 mm
Constructional height	13 mm
Length of the solder pin	3.5 mm
Pin dimensions	1,4 mm
Hole diameter	1.15 mm

#### General

<https://www.phoenixcontact.com/cn/products/1705650>



## PCB terminal block - EMKDS 1,5/ 2-3,81 - 1705650

### Technical data

#### General

Range of articles	EMKDS 1,5
Insulating material group	I
Rated surge voltage (III/3)	2.5 kV
Rated surge voltage (III/2)	2.5 kV
Rated surge voltage (II/2)	2.5 kV
Rated voltage (III/3)	160 V
Rated voltage (III/2)	160 V
Rated voltage (II/2)	320 V
Connection in acc. with standard	EN-VDE
Nominal current $I_N$	8 A
Nominal cross section	1.5 mm <sup>2</sup>
Maximum load current	8 A (with 1.5 mm <sup>2</sup> conductor cross section)
Insulating material	PA
Solder pin surface	Sn
Flammability rating according to UL 94	V0
Internal cylindrical gage	A1
Stripping length	7 mm
Number of positions	2
Screw thread	M2
Tightening torque, min	0.22 Nm
Tightening torque max	0.25 Nm

#### Connection data

Conductor cross section solid min.	0.14 mm <sup>2</sup>
Conductor cross section solid max.	1.5 mm <sup>2</sup>
Conductor cross section flexible min.	0.14 mm <sup>2</sup>
Conductor cross section flexible max.	1.5 mm <sup>2</sup>
Conductor cross section flexible, with ferrule without plastic sleeve min.	0.25 mm <sup>2</sup>
Conductor cross section flexible, with ferrule without plastic sleeve max.	1.5 mm <sup>2</sup>
Conductor cross section flexible, with ferrule with plastic sleeve min.	0.25 mm <sup>2</sup>
Conductor cross section flexible, with ferrule with plastic sleeve max.	0.5 mm <sup>2</sup>
Conductor cross section AWG min.	26
Conductor cross section AWG max.	16
2 conductors with same cross section, solid min.	0.14 mm <sup>2</sup>
2 conductors with same cross section, solid max.	0.5 mm <sup>2</sup>
2 conductors with same cross section, stranded min.	0.14 mm <sup>2</sup>
2 conductors with same cross section, stranded max.	0.5 mm <sup>2</sup>
2 conductors with same cross section, stranded, ferrules without plastic sleeve, min.	0.25 mm <sup>2</sup>
2 conductors with same cross section, stranded, ferrules without plastic sleeve, max.	0.34 mm <sup>2</sup>

https://www.phoenixcontact.com/cn/products/1705650



# PCB terminal block - EMKDS 1,5/ 2-3,81 - 1705650

## Technical data

### Connection data

2 conductors with same cross section, stranded, TWIN ferrules with plastic sleeve, min.	0.5 mm <sup>2</sup>
2 conductors with same cross section, stranded, TWIN ferrules with plastic sleeve, max.	0.5 mm <sup>2</sup>

### Standards and Regulations

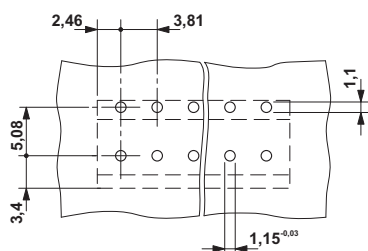
Connection in acc. with standard	EN-VDE
	CUL
Flammability rating according to UL 94	V0

### Environmental Product Compliance

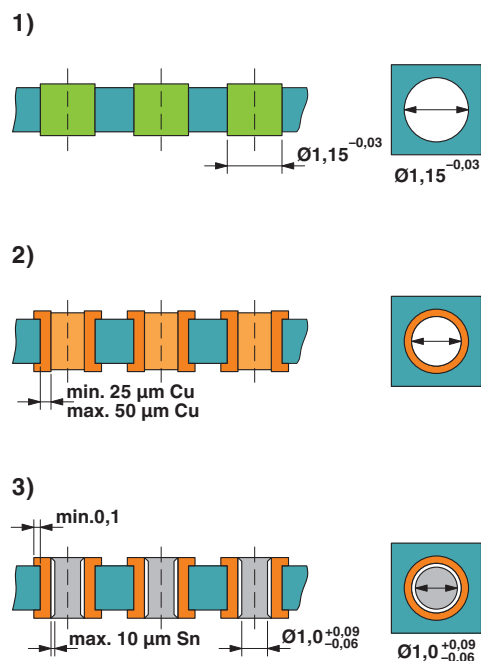
China RoHS	Environmentally Friendly Use Period = 50
	For details about hazardous substances go to tab "Downloads", Category "Manufacturer's declaration"

## Drawings

Drilling diagram



Drilling diagram



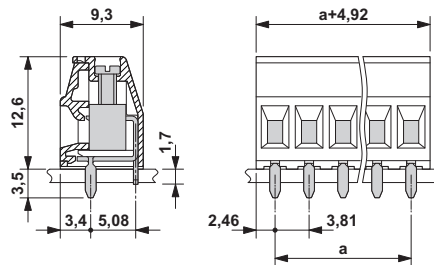
Drill hole layout in FR4 or EP-GC basic material

<https://www.phoenixcontact.com/cn/products/1705650>



# PCB terminal block - EMKDS 1,5/ 2-3,81 - 1705650

Dimensional drawing



## Approvals

### Approvals

Approvals

EAC / cULus Recognized

Ex Approvals

### Approval details

EAC		B.01742
-----	--	---------

cULus Recognized		<a href="http://database.ul.com/cgi-bin/XYV/template/LISEXT/1FRAME/index.htm">http://database.ul.com/cgi-bin/XYV/template/LISEXT/1FRAME/index.htm</a>	E60425-19770427
------------------	--	---	-----------------

	B	D
mm <sup>2</sup> /AWG/kcmil	30-14	30-14
Nominal current I <sub>N</sub>	10 A	10 A
Nominal voltage U <sub>N</sub>	300 V	300 V

Phoenix Contact 2017 © - all rights reserved  
<http://www.phoenixcontact.com>