

https://www.phoenixcontact.com/cn/products/1707234



## PCB terminal block - MKDSO 2,5/ 4-L - 1707234

Please be informed that the data shown in this PDF Document is generated from our Online Catalog. Please find the complete data in the user's documentation. Our General Terms of Use for Downloads are valid (<http://phoenixcontact.com/download>)




PCB terminal block, Nominal current: 24 A, Nom. voltage: 400 V, Pitch: 5 mm, Number of positions: 4, Connection method: Screw connection with tension sleeve, Mounting: Wave soldering, Conductor/PCB connection direction: 0°, Article with lateral pin exit

### Why buy this product

- PCB terminal block for ME/ME MAX electronics housing
- 5 mm pitch
- PCB terminal block orthogonal to the PCB
- 



### Key Commercial Data

Packing unit	250 STK
GTIN	 4 017918 136826
GTIN	4017918136826
Custom tariff number	8536909000
Sales Key	ACHADA

### Technical data

#### Dimensions

Length	15.3 mm
Pitch	5 mm
Dimension a	15 mm
Constructional height	18 mm
Length of the solder pin	3.5 mm
Pin dimensions	0,8 x 1
Hole diameter	1.4 mm

#### General

Range of articles	MKDSO 2,5/..-L
Insulating material group	I

<https://www.phoenixcontact.com/cn/products/1707234>

## PCB terminal block - MKDSO 2,5/ 4-L - 1707234

### Technical data

#### General

Rated surge voltage (III/3)	4 kV
Rated surge voltage (III/2)	4 kV
Rated surge voltage (II/2)	4 kV
Rated voltage (III/3)	250 V
Rated voltage (III/2)	400 V
Rated voltage (II/2)	630 V
Connection in acc. with standard	EN-VDE
Nominal current $I_N$	24 A
Nominal cross section	2.5 mm <sup>2</sup>
Maximum load current	24 A
Insulating material	PA
Flammability rating according to UL 94	V0
Internal cylindrical gage	A2
Stripping length	8 mm
Number of positions	4
Screw thread	M3
Tightening torque, min	0.5 Nm
Tightening torque max	0.6 Nm

#### Connection data

Conductor cross section solid min.	0.14 mm <sup>2</sup>
Conductor cross section solid max.	2.5 mm <sup>2</sup>
Conductor cross section flexible min.	0.14 mm <sup>2</sup>
Conductor cross section flexible max.	2.5 mm <sup>2</sup>
Conductor cross section flexible, with ferrule without plastic sleeve min.	0.25 mm <sup>2</sup>
Conductor cross section flexible, with ferrule without plastic sleeve max.	2.5 mm <sup>2</sup>
Conductor cross section flexible, with ferrule with plastic sleeve min.	0.25 mm <sup>2</sup>
Conductor cross section flexible, with ferrule with plastic sleeve max.	2.5 mm <sup>2</sup>
Conductor cross section AWG min.	26
Conductor cross section AWG max.	14
2 conductors with same cross section, solid min.	0.14 mm <sup>2</sup>
2 conductors with same cross section, solid max.	0.75 mm <sup>2</sup>
2 conductors with same cross section, stranded min.	0.14 mm <sup>2</sup>
2 conductors with same cross section, stranded max.	0.75 mm <sup>2</sup>
2 conductors with same cross section, stranded, ferrules without plastic sleeve, min.	0.25 mm <sup>2</sup>
2 conductors with same cross section, stranded, ferrules without plastic sleeve, max.	0.75 mm <sup>2</sup>
2 conductors with same cross section, stranded, TWIN ferrules with plastic sleeve, min.	0.5 mm <sup>2</sup>
2 conductors with same cross section, stranded, TWIN ferrules with plastic sleeve, max.	1.5 mm <sup>2</sup>

<https://www.phoenixcontact.com/cn/products/1707234>



# PCB terminal block - MKDSO 2,5/ 4-L - 1707234

## Technical data

### Standards and Regulations

Connection in acc. with standard	EN-VDE
	CSA
Flammability rating according to UL 94	V0

### Environmental Product Compliance

China RoHS	Environmentally Friendly Use Period = 50
	For details about hazardous substances go to tab "Downloads", Category "Manufacturer's declaration"

## Approvals

### Approvals

---

#### Approvals


CSA / VDE Gutachten mit Fertigungsüberwachung / CCA / IECEE CB Scheme / EAC / cULus Recognized


---

#### Ex Approvals

---

### Approval details

CSA		<a href="http://www.csagroup.org/services/testing-and-certification/certified-product-listing/">http://www.csagroup.org/services/testing-and-certification/certified-product-listing/</a>	13631
	B	D	
mm <sup>2</sup> /AWG/kcmil	28-12	28-12	
Nominal current IN	10 A	10 A	
Nominal voltage UN	300 V	300 V	

VDE Gutachten mit Fertigungsüberwachung		<a href="http://www.vde.com/en/Institute/OnlineService/VDE-approved-products/Pages/Online-Search.aspx">http://www.vde.com/en/Institute/OnlineService/VDE-approved-products/Pages/Online-Search.aspx</a>	40023968
mm <sup>2</sup> /AWG/kcmil	0.2-2.5		
Nominal current IN	24 A		
Nominal voltage UN	450 V		

CCA	CCA/DE1 33724
mm <sup>2</sup> /AWG/kcmil	2.5
Nominal current IN	24 A


<https://www.phoenixcontact.com/cn/products/1707234>




## PCB terminal block - MKDSO 2,5/ 4-L - 1707234

### Approvals

Nominal voltage UN	450 V
--------------------	-------

IECEE CB Scheme		<a href="http://www.iecee.org/">http://www.iecee.org/</a>	DE1-39126
mm <sup>2</sup> /AWG/kcmil	2.5		
Nominal current IN	24 A		
Nominal voltage UN	450 V		

EAC		B.01742
-----	-----------------------------------------------------------------------------------	---------

cULus Recognized		<a href="http://database.ul.com/cgi-bin/XYV/template/LISEXT/1FRAME/index.htm">http://database.ul.com/cgi-bin/XYV/template/LISEXT/1FRAME/index.htm</a>	E60425-19770427
	B	D	
mm <sup>2</sup> /AWG/kcmil	30-12	30-12	
Nominal current IN	20 A	10 A	
Nominal voltage UN	300 V	300 V	

Phoenix Contact 2017 © - all rights reserved  
<http://www.phoenixcontact.com>