

https://www.phoenixcontact.com/cn/products/1716506



## Printed-circuit board connector - DFK-PC 5/ 2-ST-7,62 - 1716506

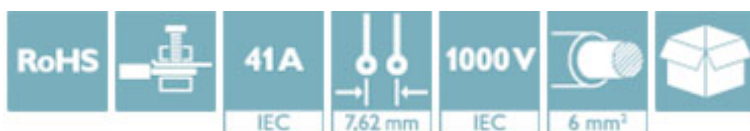
Please be informed that the data shown in this PDF Document is generated from our Online Catalog. Please find the complete data in the user's documentation. Our General Terms of Use for Downloads are valid (<http://phoenixcontact.com/download>)




Plug component, Nominal current: 41 A, Rated voltage (III/2): 1000 V, Number of positions: 2, Pitch: 7.62 mm, Connection method: Screw connection with tension sleeve, Color: green, Contact surface: Tin

### Why buy this product

- Well-known connection principle allows worldwide use
- Low temperature rise, thanks to maximum contact force
- Allows connection of two conductors
- Flange system enables secure fixing to the housing panel by means of tool-free snap-in locking or screws



### Key Commercial Data

|                        |   |
|------------------------|---|
| Packing unit           | 10 STK  |
| Minimum order quantity | 10 STK  |
| GTIN                   | <br>4 046356 137126 |
| GTIN                   | 4046356137126   |
| Custom tariff number   | 8536909000  |
| Sales Key              | AABBDA  |

### Technical data

#### Dimensions

|             |          |
|-------------|----------|
| Length      | 48.93 mm |
| Height      | 26.24 mm |
| Width       | 40.74 mm |
| Pitch       | 7.62 mm  |
| Dimension a | 7.62 mm  |

#### General

|                     |                 |
|---------------------|-----------------|
| Range of articles   | DFK-PC 5/...-ST |
| Type of contact     | Male connector  |
| Number of positions | 2               |

<https://www.phoenixcontact.com/cn/products/1716506>

## Printed-circuit board connector - DFK-PC 5/ 2-ST-7,62 - 1716506

### Technical data

#### General

|  |                                      |
|--|--------------------------------------|
| Connection method                      | Screw connection with tension sleeve |
| Insulating material group              | I                                    |
| Rated surge voltage (III/3)            | 8 kV                                 |
| Rated surge voltage (III/2)            | 8 kV                                 |
| Rated surge voltage (II/2)             | 6 kV                                 |
| Rated voltage (III/3)                  | 1000 V                               |
| Rated voltage (III/2)                  | 1000 V                               |
| Rated voltage (II/2)                   | 1000 V                               |
| Connection in acc. with standard       | EN-VDE                               |
| Nominal current $I_N$                  | 41 A                                 |
| Nominal cross section                  | 6 mm <sup>2</sup>                    |
| Maximum load current                   | 41 A                                 |
| Insulating material                    | PA                                   |
| Flammability rating according to UL 94 | V0                                   |
| Stripping length                       | 10 mm                                |
| Screw thread                           | M3                                   |
| Tightening torque, min                 | 0.7 Nm                               |
| Tightening torque max                  | 0.8 Nm                               |

#### Connection data

|   |                      |
|---|----------------------|
| Conductor cross section solid min.  | 0.2 mm <sup>2</sup>  |
| Conductor cross section solid max.  | 10 mm <sup>2</sup>   |
| Conductor cross section flexible min.   | 0.2 mm <sup>2</sup>  |
| Conductor cross section flexible max.   | 6 mm <sup>2</sup>    |
| Conductor cross section flexible, with ferrule without plastic sleeve min.              | 0.25 mm <sup>2</sup> |
| Conductor cross section flexible, with ferrule without plastic sleeve max.              | 6 mm <sup>2</sup>    |
| Conductor cross section flexible, with ferrule with plastic sleeve min.                 | 0.25 mm <sup>2</sup> |
| Conductor cross section flexible, with ferrule with plastic sleeve max.                 | 4 mm <sup>2</sup>    |
| Conductor cross section AWG min.  | 24                   |
| Conductor cross section AWG max.  | 10                   |
| 2 conductors with same cross section, solid min.  | 0.2 mm <sup>2</sup>  |
| 2 conductors with same cross section, solid max.  | 2.5 mm <sup>2</sup>  |
| 2 conductors with same cross section, stranded min.                                     | 0.2 mm <sup>2</sup>  |
| 2 conductors with same cross section, stranded max.                                     | 4 mm <sup>2</sup>    |
| 2 conductors with same cross section, stranded, ferrules without plastic sleeve, min.   | 0.25 mm <sup>2</sup> |
| 2 conductors with same cross section, stranded, ferrules without plastic sleeve, max.   | 1.5 mm <sup>2</sup>  |
| 2 conductors with same cross section, stranded, TWIN ferrules with plastic sleeve, min. | 0.25 mm <sup>2</sup> |
| 2 conductors with same cross section, stranded, TWIN ferrules with plastic sleeve, max. | 2.5 mm <sup>2</sup>  |

https://www.phoenixcontact.com/cn/products/1716506



# Printed-circuit board connector - DFK-PC 5/ 2-ST-7,62 - 1716506

## Technical data

### Connection data

|                                 |    |
|---------------------------------|----|
| Minimum AWG according to UL/CUL | 24 |
| Maximum AWG according to UL/CUL | 8  |

### Standards and Regulations

|  |        |
|--|--------|
| Connection in acc. with standard       | EN-VDE |
|  | CUL    |
| Flammability rating according to UL 94 | V0     |

### Environmental Product Compliance

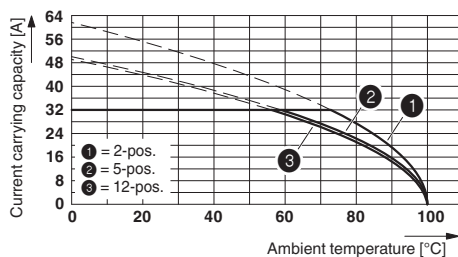
|            |   |
|------------|---|
| China RoHS | Environmentally Friendly Use Period = 50  |
|            | For details about hazardous substances go to tab "Downloads", Category "Manufacturer's declaration" |

## Drawings

### Diagram

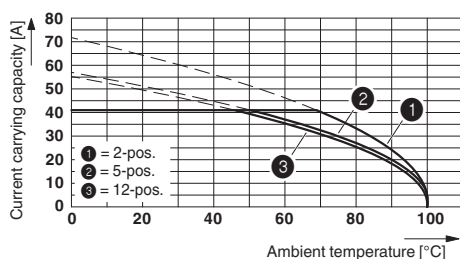
Type:  
SPC  
5/...-  
ST-7,62  
with  
DFK-  
PC  
5/...-  
ST-7,62

### Diagram



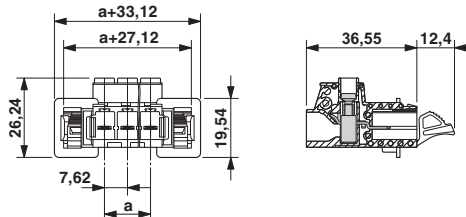
Derating curve for: DFK-PC 5/...-ST-7,62 with PC 5/...-ST-7,62  
Conductor cross section = 6 mm<sup>2</sup>

### Diagram



Derating curve for: DFK-PC 5/...-ST-7,62 with PC 5/...-ST-7,62  
Conductor cross section = 10 mm<sup>2</sup>

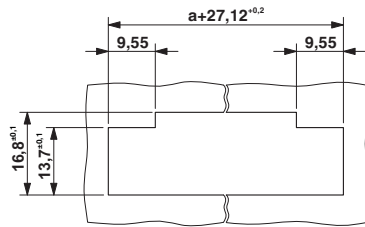
### Dimensional drawing





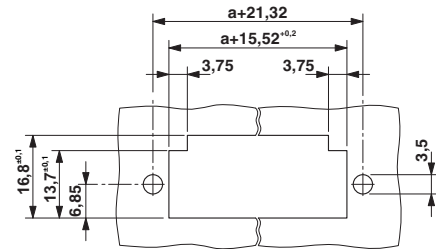
# Printed-circuit board connector - DFK-PC 5/ 2-ST-7,62 - 1716506

Dimensional drawing



Sheet metal cutout for snap-on.

Dimensional drawing



Sheet metal cutout for screw connection.

## Approvals

### Approvals

Approvals

UL Recognized / cUL Recognized / EAC / cULus Recognized

Ex Approvals

### Approval details

|                                |       |   |              |
|--------------------------------|-------|---|--------------|
| UL Recognized                  |       | <a href="http://database.ul.com/cgi-bin/XYV/template/LISEXT/1FRAME/index.htm">http://database.ul.com/cgi-bin/XYV/template/LISEXT/1FRAME/index.htm</a> | FILE E 60425 |
|                                | B     | C   |              |
| mm <sup>2</sup> /AWG/kcmil     | 24-8  | 24-8  |              |
| Nominal current I <sub>N</sub> | 41 A  | 41 A  |              |
| Nominal voltage U <sub>N</sub> | 600 V | 600 V   |              |

|                                |       |   |              |
|--------------------------------|-------|---|--------------|
| cUL Recognized                 |       | <a href="http://database.ul.com/cgi-bin/XYV/template/LISEXT/1FRAME/index.htm">http://database.ul.com/cgi-bin/XYV/template/LISEXT/1FRAME/index.htm</a> | FILE E 60425 |
|                                | B     | C   |              |
| mm <sup>2</sup> /AWG/kcmil     | 24-8  | 24-8  |              |
| Nominal current I <sub>N</sub> | 41 A  | 41 A  |              |
| Nominal voltage U <sub>N</sub> | 600 V | 600 V   |              |

|     |  |         |
|-----|--|---------|
| EAC |  | B.01742 |
|-----|--|---------|

<https://www.phoenixcontact.com/cn/products/1716506>



## Printed-circuit board connector - DFK-PC 5/ 2-ST-7,62 - 1716506

### Approvals

cULus Recognized



<http://database.ul.com/cgi-bin/XYV/template/LISEXT/1FRAME/index.htm>

Phoenix Contact 2016 © - all rights reserved  
<http://www.phoenixcontact.com>