

https://www.phoenixcontact.com/cn/products/1723014



PCB terminal block - MK3DS 3/ 2-5,08 - 1723014

Please be informed that the data shown in this PDF Document is generated from our Online Catalog. Please find the complete data in the user's documentation. Our General Terms of Use for Downloads are valid (<http://phoenixcontact.com/download>)




PCB terminal block, Nominal current: 17.5 A, Nom. voltage: 400 V, Pitch: 5.08 mm, Number of positions: 2, Connection method: Screw connection with tension sleeve, Mounting: Wave soldering, Conductor/PCB connection direction: 0°, Color: green, The article can be aligned to create different nos. of positions!

Why buy this product

- ✓ Well-known connection principle allows worldwide use
- ✓ Low temperature rise, thanks to maximum contact force
- ✓ Allows connection of two conductors
- ✓ Conductor connection on several levels enables higher contact density
- ✓ Integrated protective guide prevents incorrect insertion of the conductor underneath the tension sleeve
- ✓ The latching on the side enables various numbers of positions to be combined



Key Commercial Data

Packing unit	50 STK
GTIN	 4 017918 025151
GTIN	4017918025151
Custom tariff number	8536909000
Sales Key	AAACAA

Technical data

Dimensions

Length	33.6 mm
Pitch	5.08 mm
Dimension a	5.08 mm
Constructional height	45 mm
Length of the solder pin	5 mm
Pin dimensions	0,9 x 0,9 mm
Hole diameter	1.3 mm

General

<https://www.phoenixcontact.com/cn/products/1723014>

PCB terminal block - MK3DS 3/ 2-5,08 - 1723014

Technical data

General

Range of articles	MK3DS 3
Insulating material group	I
Rated surge voltage (III/3)	4 kV
Rated surge voltage (III/2)	4 kV
Rated surge voltage (II/2)	4 kV
Rated voltage (III/3)	250 V
Rated voltage (III/2)	400 V
Rated voltage (II/2)	630 V
Connection in acc. with standard	EN-VDE
Nominal current I_N	17.5 A
Nominal cross section	2.5 mm ²
Maximum load current	24 A (with 4 mm ² conductor cross section)
Insulating material	PA
Solder pin surface	Sn
Flammability rating according to UL 94	V0
Internal cylindrical gage	A3
Stripping length	7 mm
Number of positions	2
Screw thread	M3
Tightening torque, min	0.5 Nm
Tightening torque max	0.6 Nm

Connection data

Conductor cross section solid min.	0.2 mm ²
Conductor cross section solid max.	4 mm ²
Conductor cross section flexible min.	0.2 mm ²
Conductor cross section flexible max.	2.5 mm ²
Conductor cross section flexible, with ferrule without plastic sleeve min.	0.25 mm ²
Conductor cross section flexible, with ferrule without plastic sleeve max.	1.5 mm ²
Conductor cross section flexible, with ferrule with plastic sleeve min.	0.25 mm ²
Conductor cross section flexible, with ferrule with plastic sleeve max.	2.5 mm ²
Conductor cross section AWG min.	24
Conductor cross section AWG max.	12
2 conductors with same cross section, solid min.	0.2 mm ²
2 conductors with same cross section, solid max.	1.5 mm ²
2 conductors with same cross section, stranded min.	0.2 mm ²
2 conductors with same cross section, stranded max.	1.5 mm ²
2 conductors with same cross section, stranded, ferrules without plastic sleeve, min.	0.25 mm ²
2 conductors with same cross section, stranded, ferrules without plastic sleeve, max.	0.75 mm ²

https://www.phoenixcontact.com/cn/products/1723014



PCB terminal block - MK3DS 3/ 2-5,08 - 1723014

Technical data

Connection data

2 conductors with same cross section, stranded, TWIN ferrules with plastic sleeve, min.	0.5 mm ²
2 conductors with same cross section, stranded, TWIN ferrules with plastic sleeve, max.	0.5 mm ²

Standards and Regulations

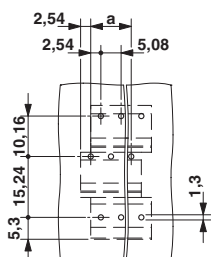
Connection in acc. with standard	EN-VDE
	CSA
Flammability rating according to UL 94	V0

Environmental Product Compliance

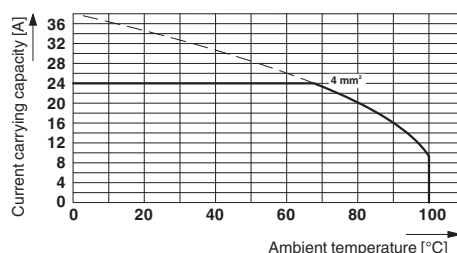
China RoHS	Environmentally Friendly Use Period = 50
	For details about hazardous substances go to tab "Downloads", Category "Manufacturer's declaration"

Drawings

Drilling diagram

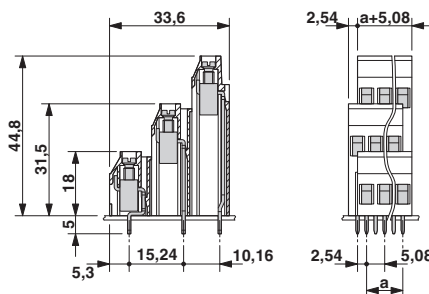


Diagram



Type: MK3DS 3/2 and MK3DS 3/3
 Test following DIN EN 60512-5-2:2003-01
 Reduction factor = 1
 No. of positions: 5

Dimensional drawing



Approvals

Approvals

<https://www.phoenixcontact.com/cn/products/1723014>



PCB terminal block - MK3DS 3/ 2-5,08 - 1723014

Approvals


Approvals


CSA / UL Recognized / SEV / cUL Recognized / CCA / IECEE CB Scheme / EAC / CCA / IECEE CB Scheme / cULus Recognized


Ex Approvals

Approval details

CSA		http://www.csagroup.org/services/testing-and-certification/certified-product-listing/	13631
		B	D
mm ² /AWG/kcmil		28-12	28-12
Nominal current I _N		10 A	10 A
Nominal voltage U _N		300 V	300 V

UL Recognized		http://database.ul.com/cgi-bin/XYV/template/LISEXT/1FRAME/index.htm	FILE E 60425
		B	D
mm ² /AWG/kcmil		30-12	30-12
Nominal current I _N		20 A	10 A
Nominal voltage U _N		125 V	300 V

SEV		https://www.electrosuisse.ch/en/meta/shop/product-certificates.html	IK-3542-M1
mm ² /AWG/kcmil		4.0	
Nominal current I _N		24 A	
Nominal voltage U _N		250 V	

cUL Recognized		http://database.ul.com/cgi-bin/XYV/template/LISEXT/1FRAME/index.htm	FILE E 60425
		B	D
mm ² /AWG/kcmil		30-12	30-12
Nominal current I _N		20 A	10 A
Nominal voltage U _N		125 V	300 V


CCA			IK-2722
-----	--	--	---------

<https://www.phoenixcontact.com/cn/products/1723014>




PCB terminal block - MK3DS 3/ 2-5,08 - 1723014


Approvals

IECEE CB Scheme		http://www.iecee.org/	CH-8225
-----------------	---	---	---------

EAC			B.01742
-----	---	--	---------

CCA			IK-2722
mm ² /AWG/kcmil		4	
Nominal current I _N		24 A	
Nominal voltage U _N		250 V	

IECEE CB Scheme		http://www.iecee.org/	CH-8225
mm ² /AWG/kcmil		4	
Nominal current I _N		24 A	
Nominal voltage U _N		250 V	

cULus Recognized		http://database.ul.com/cgi-bin/XYV/template/LISEXT/1FRAME/index.htm	
------------------	---	---	--

Phoenix Contact 2017 © - all rights reserved
<http://www.phoenixcontact.com>