

https://www.phoenixcontact.com/cn/products/1732021



PCB terminal block base - GMKDSP 3/ 2 - 1732021

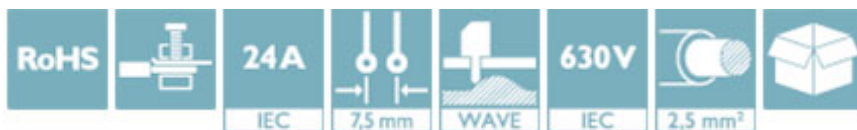
Please be informed that the data shown in this PDF Document is generated from our Online Catalog. Please find the complete data in the user's documentation. Our General Terms of Use for Downloads are valid (<http://phoenixcontact.com/download>)



PCB terminal block, Nominal current: 24 A, Nom. voltage: 630 V, Pitch: 7.5 mm, Number of positions: 2, Connection method: Screw connection with tension sleeve, Mounting: Wave soldering, Conductor/PCB connection direction: 0 °, Color: green, The article can be aligned to create different nos. of positions!

Why buy this product

- ✓ Well-known connection principle allows worldwide use
- ✓ Low temperature rise, thanks to maximum contact force
- ✓ Allows connection of two conductors
- ✓ Quick and convenient testing using integrated test option
- ✓ Larger pitch for increased voltage requirements
- ✓ Integrated protective guide prevents incorrect insertion of the conductor underneath the tension sleeve
- ✓ The latching on the side enables various numbers of positions to be combined



Key Commercial Data

| | |
|------------------------|---------------|
| Packing unit | 50 STK |
| Minimum order quantity | 50 STK |
| GTIN | |
| GTIN | 4017918026424 |
| Custom tariff number | 8536909000 |
| Sales Key | AAACAA |

Technical data

Dimensions

| | |
|--------------------------|--------------|
| Length | 12.8 mm |
| Pitch | 7.5 mm |
| Dimension a | 7.5 mm |
| Constructional height | 18 mm |
| Length of the solder pin | 5 mm |
| Pin dimensions | 0,9 x 0,9 mm |

<https://www.phoenixcontact.com/cn/products/1732021>

PCB terminal block base - GMKDSP 3/ 2 - 1732021

Technical data

Dimensions

| | |
|---------------|--------|
| Hole diameter | 1.3 mm |
|---------------|--------|

General

| | |
|--|---|
| Range of articles | GMKDSP 3 |
| Insulating material group | I |
| Rated surge voltage (III/3) | 6 kV |
| Rated surge voltage (III/2) | 6 kV |
| Rated surge voltage (II/2) | 6 kV |
| Rated voltage (III/3) | 500 V |
| Rated voltage (III/2) | 630 V |
| Rated voltage (II/2) | 1000 V |
| Connection in acc. with standard | EN-VDE |
| Nominal current I_N | 24 A |
| Nominal cross section | 2.5 mm ² |
| Maximum load current | 30 A (with 4 mm ² conductor cross section) |
| Insulating material | PA |
| Solder pin surface | Sn |
| Flammability rating according to UL 94 | V2 |
| Internal cylindrical gage | A3 |
| Stripping length | 7 mm |
| Number of positions | 2 |
| Screw thread | M3 |
| Tightening torque, min | 0.5 Nm |
| Tightening torque max | 0.6 Nm |

Connection data

| | |
|---|----------------------|
| Conductor cross section solid min. | 0.2 mm ² |
| Conductor cross section solid max. | 4 mm ² |
| Conductor cross section flexible min. | 0.2 mm ² |
| Conductor cross section flexible max. | 2.5 mm ² |
| Conductor cross section flexible, with ferrule without plastic sleeve min. | 0.25 mm ² |
| Conductor cross section flexible, with ferrule without plastic sleeve max. | 2.5 mm ² |
| Conductor cross section flexible, with ferrule with plastic sleeve min. | 0.25 mm ² |
| Conductor cross section flexible, with ferrule with plastic sleeve max. | 2.5 mm ² |
| Conductor cross section AWG min. | 24 |
| Conductor cross section AWG max. | 12 |
| 2 conductors with same cross section, solid min. | 0.2 mm ² |
| 2 conductors with same cross section, solid max. | 1.5 mm ² |
| 2 conductors with same cross section, stranded min. | 0.2 mm ² |
| 2 conductors with same cross section, stranded max. | 1.5 mm ² |
| 2 conductors with same cross section, stranded, ferrules without plastic sleeve, min. | 0.25 mm ² |

PCB terminal block base - GMKDSP 3/ 2 - 1732021

Technical data

Connection data

| | |
|---|----------------------|
| 2 conductors with same cross section, stranded, ferrules without plastic sleeve, max. | 0.75 mm ² |
| 2 conductors with same cross section, stranded, TWIN ferrules with plastic sleeve, min. | 0.5 mm ² |
| 2 conductors with same cross section, stranded, TWIN ferrules with plastic sleeve, max. | 1.5 mm ² |

Standards and Regulations

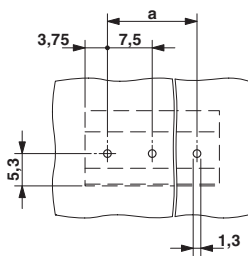
| | |
|--|--------|
| Connection in acc. with standard | EN-VDE |
| | CUL |
| Flammability rating according to UL 94 | V2 |

Environmental Product Compliance

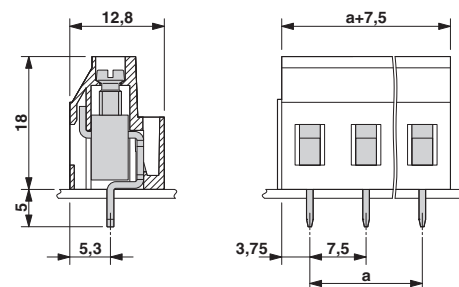
| | |
|------------|---|
| China RoHS | Environmentally Friendly Use Period = 50 |
| | For details about hazardous substances go to tab "Downloads", Category "Manufacturer's declaration" |

Drawings

Drilling diagram



Dimensional drawing



Approvals

Approvals

Approvals

UL Recognized / SEV / cUL Recognized / CCA / IECCE CB Scheme / EAC / CCA / IECCE CB Scheme / cULus Recognized

Ex Approvals


Approval details


<https://www.phoenixcontact.com/cn/products/1732021>




PCB terminal block base - GMKDSP 3/ 2 - 1732021


Approvals


| | | | |
|----------------------------|---|---|--------------|
| UL Recognized |  | http://database.ul.com/cgi-bin/XYV/template/LISEXT/1FRAME/index.htm | FILE E 60425 |
| | B | D | |
| mm ² /AWG/kcmil | 30-12 | 30-12 | |
| Nominal current IN | 15 A | 10 A | |
| Nominal voltage UN | 250 V | 300 V | |

| | | | |
|----------------------------|---|---|------------|
| SEV |  | https://www.electrosuisse.ch/en/meta/shop/product-certificates.html | IK-3542-M1 |
| mm ² /AWG/kcmil | 4.0 | | |
| Nominal current IN | 30 A | | |
| Nominal voltage UN | 400 V | | |

| | | | |
|----------------------------|---|---|--------------|
| cUL Recognized |  | http://database.ul.com/cgi-bin/XYV/template/LISEXT/1FRAME/index.htm | FILE E 60425 |
| | B | D | |
| mm ² /AWG/kcmil | 30-12 | 30-12 | |
| Nominal current IN | 15 A | 10 A | |
| Nominal voltage UN | 250 V | 300 V | |

| | |
|-----|---------|
| CCA | IK-2722 |
|-----|---------|

| | | | |
|-----------------|---|---|---------|
| IECEE CB Scheme |  | http://www.iecee.org/ | CH-8225 |
|-----------------|---|---|---------|

| | | |
|-----|---|---------|
| EAC |  | B.01742 |
|-----|---|---------|

| | |
|----------------------------|---------|
| CCA | IK-2722 |
| mm ² /AWG/kcmil | 4 |
| Nominal current IN | 30 A |
| Nominal voltage UN | 400 V |

<https://www.phoenixcontact.com/cn/products/1732021>



PCB terminal block base - GMKDSP 3/ 2 - 1732021

Approvals

| | | | |
|--------------------------------|---------------------|---|---------|
| IECEE CB Scheme | CB scheme | http://www.iecee.org/ | CH-8225 |
| mm ² /AWG/kcmil | 4 | | |
| Nominal current I _N | 30 A | | |
| Nominal voltage U _N | 400 V | | |

| | | |
|------------------|--------------|---|
| cULus Recognized | cULus | http://database.ul.com/cgi-bin/XYV/template/LISEXT/1FRAME/index.htm |
|------------------|--------------|---|

Phoenix Contact 2017 © - all rights reserved
<http://www.phoenixcontact.com>