

https://www.phoenixcontact.com/cn/products/1735781



PCB terminal block - SPT 16/ 2-H-10,0-ZB - 1735781

Please be informed that the data shown in this PDF Document is generated from our Online Catalog. Please find the complete data in the user's documentation. Our General Terms of Use for Downloads are valid (<http://phoenixcontact.com/download>)



PCB terminal block, Nominal current: 76 A, Nom. voltage: 1000 V, Pitch: 10 mm, Number of positions: 2, Connection method: Push-in spring connection, Mounting: Wave soldering, Color: green


The illustration shows the 5-position version of the product

Why buy this product

- Time saving push-in connection, tools not required
- Defined contact force ensures that contact remains stable over the long term
- Clamping space opened by means of fixed screwdriver enables convenient conductor connection
- Unrestricted 600-V-UL approval thanks to compact zig-zag pinning
- Operation and conductor connection from one direction enable integration into front of device



Key Commercial Data

Packing unit	50 STK
Minimum order quantity	50 STK
GTIN	 4 046356 179423
GTIN	4046356179423
Custom tariff number	8536901900
Sales Key	AABEAA

Technical data

Dimensions

Length	29 mm
Pitch	10 mm
Dimension a	10 mm
Width	21.8 mm
Constructional height	30 mm
Height	34 mm
Length of the solder pin	4 mm

<https://www.phoenixcontact.com/cn/products/1735781>

PCB terminal block - SPT 16/ 2-H-10,0-ZB - 1735781

Technical data

Dimensions

Pin dimensions	1,2 x 1 mm
Pin spacing	15 mm
Hole diameter	1.7 mm

General

Range of articles	SPT 16/..-H
Insulating material group	I
Rated surge voltage (III/3)	8 kV
Rated surge voltage (III/2)	8 kV
Rated surge voltage (II/2)	6 kV
Rated voltage (III/3)	1000 V
Rated voltage (III/2)	1000 V
Rated voltage (II/2)	1000 V
Connection in acc. with standard	EN-VDE
Nominal current I_N	76 A
Nominal cross section	16 mm ²
Maximum load current	76 A
Insulating material	PA
Solder pin surface	Sn
Flammability rating according to UL 94	V0
Stripping length	18 mm
Number of positions	2

Connection data

Conductor cross section solid min.	0.75 mm ²
Conductor cross section solid max.	16 mm ²
Conductor cross section flexible min.	0.75 mm ²
Conductor cross section flexible max.	16 mm ²
Conductor cross section flexible, with ferrule without plastic sleeve min.	0.75 mm ²
Conductor cross section flexible, with ferrule without plastic sleeve max.	16 mm ²
Conductor cross section flexible, with ferrule with plastic sleeve min.	0.75 mm ²
Conductor cross section flexible, with ferrule with plastic sleeve max.	10 mm ²
Conductor cross section AWG min.	20
Conductor cross section AWG max.	4
2 conductors with same cross section, stranded, TWIN ferrules with plastic sleeve, min.	0.75 mm ²
2 conductors with same cross section, stranded, TWIN ferrules with plastic sleeve, max.	4 mm ²

Standards and Regulations

Connection in acc. with standard	EN-VDE
	CUL
Flammability rating according to UL 94	V0

PCB terminal block - SPT 16/ 2-H-10,0-ZB - 1735781

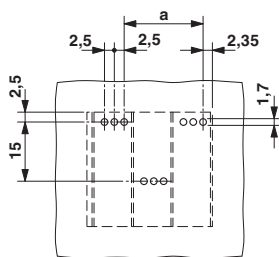
Technical data

Environmental Product Compliance

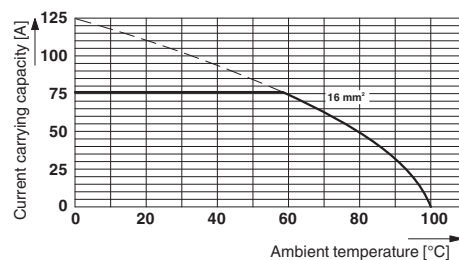
China RoHS	Environmentally friendly use period: unlimited = EFUP-e
	No hazardous substances above threshold values

Drawings

Drilling diagram

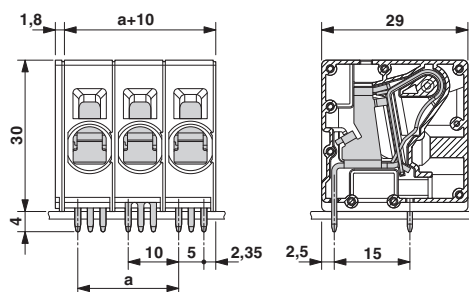


Diagram



Type: SPT 16/...-H-10,0-ZB
 Test based on DIN EN 60512-5-2:2003-01
 Reduction factor = 1
 Number of positions: 5

Dimensional drawing



Approvals

Approvals

Approvals

UL Recognized / cUL Recognized / SEV / IEC CB Scheme / EAC / cULus Recognized

Ex Approvals


Approval details


<https://www.phoenixcontact.com/cn/products/1735781>





PCB terminal block - SPT 16/ 2-H-10,0-ZB - 1735781

Approvals


UL Recognized		http://database.ul.com/cgi-bin/XYV/template/LISEXT/1FRAME/index.htm	FILE E 60425
	B	C	
mm ² /AWG/kcmil	20-4	20-4	
Nominal current IN	66 A	66 A	
Nominal voltage UN	600 V	600 V	

cUL Recognized		http://database.ul.com/cgi-bin/XYV/template/LISEXT/1FRAME/index.htm	FILE E 60425
	B	C	
mm ² /AWG/kcmil	20-4	20-4	
Nominal current IN	66 A	66 A	
Nominal voltage UN	600 V	600 V	

SEV		https://www.electrosuisse.ch/en/meta/shop/product-certificates.html	IK-3431
mm ² /AWG/kcmil	16		
Nominal current IN	76 A		
Nominal voltage UN	1000 V		

IECEE CB Scheme		http://www.iecee.org/	CH-8077
Nominal current IN	76 A		
Nominal voltage UN	1000 V		

EAC		B.01742
-----	---	---------

cULus Recognized		http://database.ul.com/cgi-bin/XYV/template/LISEXT/1FRAME/index.htm
------------------	---	---