

https://www.phoenixcontact.com/cn/products/1737323



Printed-circuit board connector - IPC 16/ 3-STF-SH-10,16 - 1737323

Please be informed that the data shown in this PDF Document is generated from our Online Catalog. Please find the complete data in the user's documentation. Our General Terms of Use for Downloads are valid (<http://phoenixcontact.com/download>)

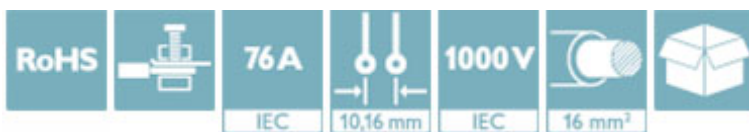


Plug component, Nominal current: 76 A, Rated voltage (III/2): 1000 V, Number of positions: 3, Pitch: 10.16 mm, Connection method: Screw connection with tension sleeve, Color: green, Contact surface: Silver


The illustration shows a 4-position version

Why buy this product

- ✓ Well-known connection principle allows worldwide use
- ✓ Low temperature rise, thanks to maximum contact force
- ✓ Allows connection of two conductors
- ✓ Inverted connector with pin contacts for touch-proof device outputs or free-hanging cable/cable connections
- ✓ Shield for adherence to the EMC requirements and an optional strain relief
- ✓ Screwable flange for superior mechanical stability



Key Commercial Data

Packing unit	50 STK
Minimum order quantity	50 STK
GTIN	 4 046356 184182
GTIN	4046356184182
Custom tariff number	8536909000
Sales Key	AABECA

Technical data

Dimensions

Length	44.1 mm
Height	29.05 mm
Width	48.24 mm
Pitch	10.16 mm
Dimension a	20.32 mm

General

<https://www.phoenixcontact.com/cn/products/1737323>

Printed-circuit board connector - IPC 16/ 3-STF-SH-10,16 - 1737323

Technical data

General

Range of articles	IPC 16/..-STF-SH
Type of contact	Male connector
Number of positions	3
Connection method	Screw connection with tension sleeve
Insulating material group	I
Rated surge voltage (III/3)	8 kV
Rated surge voltage (III/2)	8 kV
Rated surge voltage (II/2)	6 kV
Rated voltage (III/3)	1000 V
Rated voltage (III/2)	1000 V
Rated voltage (II/2)	1000 V
Connection in acc. with standard	EN-VDE
Nominal current I_N	76 A
Nominal cross section	16 mm ²
Maximum load current	76 A
Insulating material	PA
Flammability rating according to UL 94	V0
Internal cylindrical gage	A6
Stripping length	12 mm
Screw thread	M4
Tightening torque, min	1.7 Nm
Tightening torque max	1.8 Nm

Connection data

Conductor cross section solid min.	0.75 mm ²
Conductor cross section solid max.	16 mm ²
Conductor cross section flexible min.	0.75 mm ²
Conductor cross section flexible max.	16 mm ²
Conductor cross section flexible, with ferrule without plastic sleeve min.	0.5 mm ²
Conductor cross section flexible, with ferrule without plastic sleeve max.	16 mm ² Only in connection with CRIMPFOX 16 S
Conductor cross section flexible, with ferrule with plastic sleeve min.	0.5 mm ²
Conductor cross section flexible, with ferrule with plastic sleeve max.	10 mm ² Only in connection with CRIMPFOX 16 S
Conductor cross section AWG min.	18
Conductor cross section AWG max.	6
2 conductors with same cross section, solid min.	0.75 mm ²
2 conductors with same cross section, solid max.	6 mm ²
2 conductors with same cross section, stranded min.	0.75 mm ²
2 conductors with same cross section, stranded max.	6 mm ²
2 conductors with same cross section, stranded, ferrules without plastic sleeve, min.	0.5 mm ²
2 conductors with same cross section, stranded, ferrules without plastic sleeve, max.	4 mm ²



Printed-circuit board connector - IPC 16/ 3-STF-SH-10,16 - 1737323

Technical data

Connection data

2 conductors with same cross section, stranded, TWIN ferrules with plastic sleeve, min.	0.5 mm ²
2 conductors with same cross section, stranded, TWIN ferrules with plastic sleeve, max.	6 mm ²
Minimum AWG according to UL/CUL	20
Maximum AWG according to UL/CUL	6

Standards and Regulations

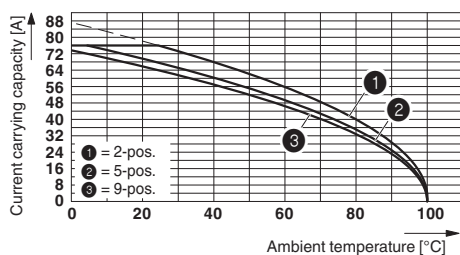
Connection in acc. with standard	EN-VDE
	CUL
Flammability rating according to UL 94	V0

Environmental Product Compliance

China RoHS	Environmentally Friendly Use Period = 50
	For details about hazardous substances go to tab "Downloads", Category "Manufacturer's declaration"

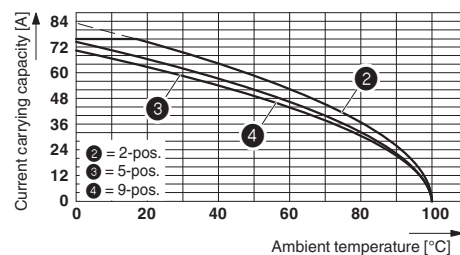
Drawings

Diagram



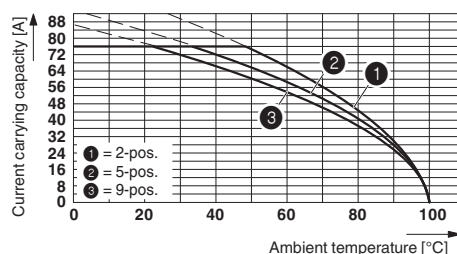
Derating curve for: IPC 16/...-ST-10,16 with DFK-IPC 16/...-G-10,16

Diagram



Derating curve for: IPC 16/...-ST-10,16 with IPC 16/...-G-10,16

Diagram



Derating curve for: PC 16/...-ST-10,16 with IPC 16/...-ST-10,16

Approvals

Approvals

<https://www.phoenixcontact.com/cn/products/1737323>



Printed-circuit board connector - IPC 16/ 3-STF-SH-10,16 - 1737323


Approvals


Approvals


UL Recognized / SEV / cUL Recognized / IECCE CB Scheme / EAC / cULus Recognized


Ex Approvals

Approval details

UL Recognized		http://database.ul.com/cgi-bin/XYV/template/LISEXT/1FRAME/index.htm	FILE E 60425
		B	C
mm ² /AWG/kcmil		20-6	20-6
Nominal current IN		55 A	55 A
Nominal voltage UN		600 V	600 V

SEV		https://www.electrosuisse.ch/en/meta/shop/product-certificates.html	IK-3431
mm ² /AWG/kcmil		16	
Nominal current IN		76 A	
Nominal voltage UN		1000 V	

cUL Recognized		http://database.ul.com/cgi-bin/XYV/template/LISEXT/1FRAME/index.htm	FILE E 60425
		B	C
mm ² /AWG/kcmil		20-6	20-6
Nominal current IN		55 A	55 A
Nominal voltage UN		600 V	600 V

IECEE CB Scheme		http://www.iecee.org/	CH-8077
Nominal current IN		76 A	
Nominal voltage UN		1000 V	


<https://www.phoenixcontact.com/cn/products/1737323>



Printed-circuit board connector - IPC 16/ 3-STF-SH-10,16 - 1737323

Approvals

EAC		B.01742
-----	---	---------

cULus Recognized		http://database.ul.com/cgi-bin/XYV/template/LISEXT/1FRAME/index.htm
------------------	---	---

Phoenix Contact 2016 © - all rights reserved
<http://www.phoenixcontact.com>