

<https://www.phoenixcontact.com/cn/products/1770908>



## PCB terminal block - PTSM 0,5/ 4-2,5-H THR R32 - 1770908

Please be informed that the data shown in this PDF Document is generated from our Online Catalog. Please find the complete data in the user's documentation. Our General Terms of Use for Downloads are valid (<http://phoenixcontact.com/download>)

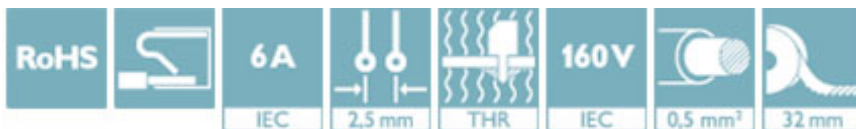


PCB terminal block, Nominal current: 6 A, Nom. voltage: 160 V, Pitch: 2.5 mm, Number of positions: 4, Connection method: Push-in spring connection, Mounting: THR soldering, Conductor/PCB connection direction: 0°, Color: black


The illustration shows the 3-pos. version

### Why buy this product

- ✓ Time saving push-in connection, tools not required
- ✓ Defined contact force ensures that contact remains stable over the long term
- ✓ High current carrying capacity of 6 A in very compact dimensions
- ✓ Designed for integration into the SMT soldering process



### Key Commercial Data

Packing unit	530 STK
Minimum order quantity	530 STK
GTIN	 4 046356 459488
GTIN	4046356459488
Custom tariff number	8536909000
Sales Key	AACBBA

### Technical data

#### Dimensions

Length	10 mm
Pitch	2.5 mm
Dimension a	7.5 mm
Width	10.5 mm
Constructional height	5 mm
Height	7.1 mm
Length of the solder pin	2.1 mm
Pin dimensions	0,3 X 0,8 mm

https://www.phoenixcontact.com/cn/products/1770908



## PCB terminal block - PTSM 0,5/ 4-2,5-H THR R32 - 1770908

### Technical data

#### Dimensions

Pin spacing	2.5 mm
Hole diameter	1.2 mm

#### General

Range of articles	PTSM 0,5/..-H-THR
Insulating material group	IIIa
Rated surge voltage (III/3)	2.5 kV
Rated surge voltage (III/2)	2.5 kV
Rated surge voltage (II/2)	2.5 kV
Rated voltage (III/3)	63 V
Rated voltage (III/2)	160 V
Rated voltage (II/2)	200 V
Connection in acc. with standard	EN-VDE
Nominal current $I_N$	6 A
Nominal cross section	0.5 mm <sup>2</sup>
Maximum load current	6 A
Insulating material	LCP
Solder pin surface	Sn
Flammability rating according to UL 94	V0
Stripping length	6 mm
Number of positions	4

#### Connection data

Conductor cross section solid min.	0.14 mm <sup>2</sup>
Conductor cross section solid max.	0.5 mm <sup>2</sup>
Conductor cross section flexible min.	0.2 mm <sup>2</sup>
Conductor cross section flexible max.	0.5 mm <sup>2</sup>
Conductor cross section flexible, with ferrule without plastic sleeve min.	0.25 mm <sup>2</sup>
Conductor cross section flexible, with ferrule without plastic sleeve max.	0.5 mm <sup>2</sup>
Conductor cross section AWG min.	26
Conductor cross section AWG max.	20

#### Standards and Regulations

Connection in acc. with standard	EN-VDE
	UL
Flammability rating according to UL 94	V0

#### Environmental Product Compliance

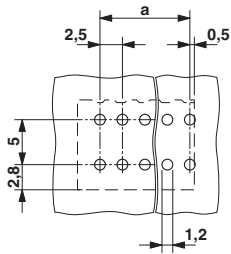
China RoHS	Environmentally friendly use period: unlimited = EFUP-e
	No hazardous substances above threshold values

### Drawings

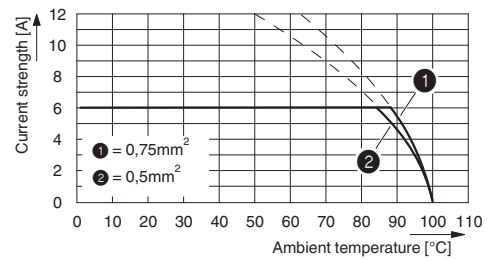


# PCB terminal block - PTSM 0,5/ 4-2,5-H THR R32 - 1770908

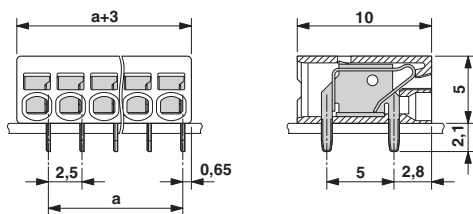
Drilling diagram



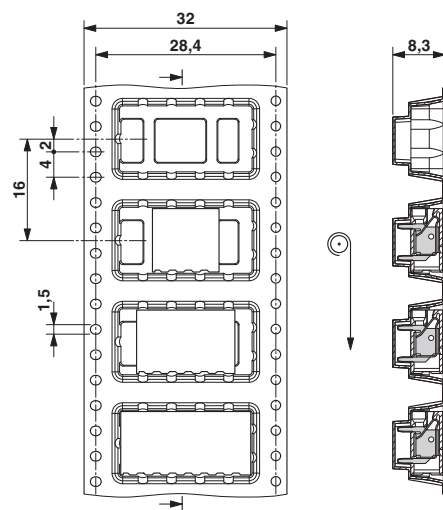
Diagram



Dimensional drawing



Dimensional drawing



## Approvals

Approvals

Approvals

UL Recognized / UL Recognized / EAC / cULus Recognized

Ex Approvals

## Approval details

UL Recognized



<http://database.ul.com/cgi-bin/XYV/template/LISEXT/1FRAME/index.htm>


FILE E 60425


<https://www.phoenixcontact.com/cn/products/1770908>




## PCB terminal block - PTSM 0,5/ 4-2,5-H THR R32 - 1770908

### Approvals

UL Recognized		<a href="http://database.ul.com/cgi-bin/XYV/template/LISEXT/1FRAME/index.htm">http://database.ul.com/cgi-bin/XYV/template/LISEXT/1FRAME/index.htm</a>	FILE E 118976
		B	
mm <sup>2</sup> /AWG/kcmil	26-18		
Nominal current I <sub>N</sub>	5 A		
Nominal voltage U <sub>N</sub>	150 V		

EAC		B.01742
-----	---	---------

cULus Recognized		<a href="http://database.ul.com/cgi-bin/XYV/template/LISEXT/1FRAME/index.htm">http://database.ul.com/cgi-bin/XYV/template/LISEXT/1FRAME/index.htm</a>	E60425-20030527
		B	
mm <sup>2</sup> /AWG/kcmil	26-20		
Nominal current I <sub>N</sub>	5 A		
Nominal voltage U <sub>N</sub>	150 V		

Phoenix Contact 2017 © - all rights reserved  
<http://www.phoenixcontact.com>