

https://www.phoenixcontact.com/cn/products/1790377



PCB terminal block - FFKDSA/V2-7,62 - 1790377

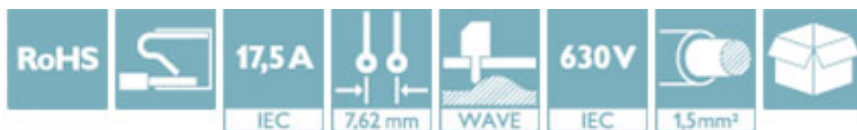
Please be informed that the data shown in this PDF Document is generated from our Online Catalog. Please find the complete data in the user's documentation. Our General Terms of Use for Downloads are valid (<http://phoenixcontact.com/download>)




PCB terminal block, Nominal current: 17.5 A, Nom. voltage: 630 V, Pitch: 7.62 mm, Number of positions: 1, Connection method: Push-in spring connection, Mounting: Wave soldering, Conductor/PCB connection direction: 90°, Color: green, The article can be aligned to create different nos. of positions!

Why buy this product

- ✓ Time saving push-in connection, tools not required
- ✓ Defined contact force ensures that contact remains stable over the long term
- ✓ Intuitive use through colour coded actuation lever
- ✓ Operation and conductor connection from one direction enable integration into front of device
- ✓ Two solder pins reduce the mechanical strain on the soldering spots
- ✓ The latching on the side enables various numbers of positions to be combined
- ✓ Vertical connection enables multi-row arrangement on the PCB



Key Commercial Data

Packing unit	250 STK
GTIN	 4 017918 044282
GTIN	4017918044282
Custom tariff number	8536909000
Sales Key	AAABFA

Technical data

Dimensions

Length	10 mm
Pitch	7.62 mm
Constructional height	16 mm
Length of the solder pin	3.4 mm
Pin dimensions	0,5 x 1 mm
Hole diameter	1.3 mm

General

https://www.phoenixcontact.com/cn/products/1790377



PCB terminal block - FFKDSA/V2-7,62 - 1790377

Technical data

General

Range of articles	FFKDS(A)/V2
Insulating material group	I
Rated surge voltage (III/3)	6 kV
Rated surge voltage (III/2)	6 kV
Rated surge voltage (II/2)	6 kV
Rated voltage (III/3)	500 V
Rated voltage (III/2)	630 V
Rated voltage (II/2)	1000 V
Connection in acc. with standard	EN-VDE
Nominal current I_N	17.5 A
Nominal cross section	1.5 mm ²
Maximum load current	17.5 A (with 1.5 mm ² conductor cross section)
Insulating material	PA
Solder pin surface	Sn
Flammability rating according to UL 94	V0
Stripping length	10 mm
Number of positions	1

Connection data

Conductor cross section solid min.	0.2 mm ²
Conductor cross section solid max.	1.5 mm ²
Conductor cross section flexible min.	0.2 mm ²
Conductor cross section flexible max.	1.5 mm ²
Conductor cross section flexible, with ferrule without plastic sleeve min.	0.25 mm ²
Conductor cross section flexible, with ferrule without plastic sleeve max.	0.75 mm ²
Conductor cross section flexible, with ferrule with plastic sleeve min.	0.25 mm ²
Conductor cross section flexible, with ferrule with plastic sleeve max.	0.75 mm ²
Conductor cross section AWG min.	24
Conductor cross section AWG max.	16

Standards and Regulations

Connection in acc. with standard	EN-VDE
	CSA
Flammability rating according to UL 94	V0

Environmental Product Compliance

China RoHS	Environmentally friendly use period: unlimited = EFUP-e
	No hazardous substances above threshold values

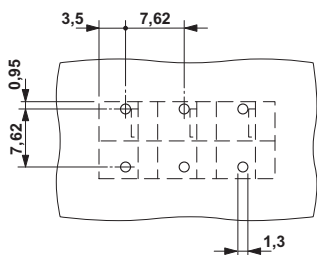
Drawings

https://www.phoenixcontact.com/cn/products/1790377

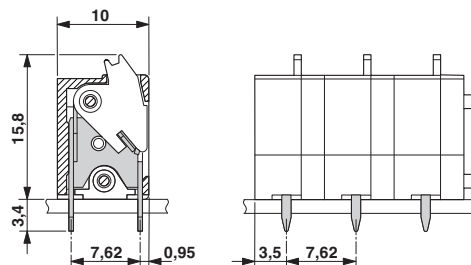


PCB terminal block - FFKDSA/V2-7,62 - 1790377

Drilling diagram



Dimensional drawing



Approvals

Approvals

Approvals

CSA / UL Recognized / KEMA-KEUR / cUL Recognized / CCA / IECCEB Scheme / EAC / cULus Recognized

Ex Approvals

Approval details

CSA		http://www.csagroup.org/services/testing-and-certification/certified-product-listing/	13631
	B	D	
mm ² /AWG/kcmil	16	16	
Nominal current I _N	10 A	10 A	
Nominal voltage U _N	300 V	300 V	

UL Recognized		http://database.ul.com/cgi-bin/XYV/template/LISEXT/1FRAME/index.htm	FILE E 60425
	B	D	
mm ² /AWG/kcmil	22-16	22-16	
Nominal current I _N	10 A	10 A	
Nominal voltage U _N	300 V	300 V	

KEMA-KEUR		http://www.dekra-certification.com	2160724.01
mm ² /AWG/kcmil	1.5		


<https://www.phoenixcontact.com/cn/products/1790377>




PCB terminal block - FFKDSA/V2-7,62 - 1790377

Approvals

Nominal voltage UN	500 V
--------------------	-------

cUL Recognized		http://database.ul.com/cgi-bin/XYV/template/LISEXT/1FRAME/index.htm	FILE E 60425
	B	D	
mm ² /AWG/kcmil	22-16	22-16	
Nominal current IN	10 A	10 A	
Nominal voltage UN	300 V	300 V	

CCA	NTR NL-7074
mm ² /AWG/kcmil	1.5
Nominal voltage UN	500 V

IECEE CB Scheme		http://www.iecee.org/	NL-25836
mm ² /AWG/kcmil	1.5		
Nominal voltage UN	500 V		

EAC		B.01742
-----	---	---------

cULus Recognized		http://database.ul.com/cgi-bin/XYV/template/LISEXT/1FRAME/index.htm
------------------	---	---

Phoenix Contact 2017 © - all rights reserved
<http://www.phoenixcontact.com>