

https://www.phoenixcontact.com/cn/products/1790513



## PCB terminal block - FFKDSA1/H1-7,62 - 1790513

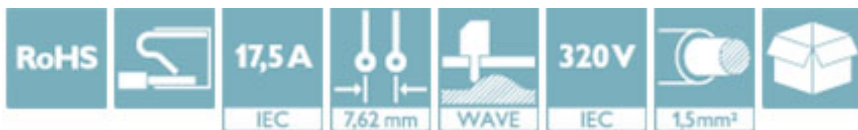
Please be informed that the data shown in this PDF Document is generated from our Online Catalog. Please find the complete data in the user's documentation. Our General Terms of Use for Downloads are valid (<http://phoenixcontact.com/download>)




PCB terminal block, Nominal current: 17.5 A, Nom. voltage: 320 V, Pitch: 7.62 mm, Number of positions: 1, Connection method: Push-in spring connection, Mounting: Wave soldering, Conductor/PCB connection direction: 0°, Color: green, The article can be aligned to create different nos. of positions!

### Why buy this product

- ✓ Time saving push-in connection, tools not required
- ✓ Defined contact force ensures that contact remains stable over the long term
- ✓ Intuitive use through colour coded actuation lever
- ✓ Operation and conductor connection from one direction enable integration into front of device
- ✓ Two solder pins reduce the mechanical strain on the soldering spots
- ✓ The latching on the side enables various numbers of positions to be combined



### Key Commercial Data

Packing unit	250 STK
GTIN	 4 017918 044381
GTIN	4017918044381
Custom tariff number	8536909000
Sales Key	AAABFA

### Technical data

#### Dimensions

Length	13.6 mm
Pitch	7.62 mm
Constructional height	13 mm
Length of the solder pin	3.4 mm
Pin dimensions	0,5 x 1 mm
Hole diameter	1.3 mm

#### General

Range of articles	FFKDS(A)/H1
-------------------	-------------

https://www.phoenixcontact.com/cn/products/1790513



## PCB terminal block - FFKDSA1/H1-7,62 - 1790513

### Technical data

#### General

Insulating material group	I
Rated surge voltage (III/3)	4 kV
Rated surge voltage (III/2)	4 kV
Rated surge voltage (II/2)	4 kV
Rated voltage (III/3)	250 V
Rated voltage (III/2)	320 V
Rated voltage (II/2)	630 V
Connection in acc. with standard	EN-VDE
Nominal current $I_N$	17.5 A
Nominal cross section	1.5 mm <sup>2</sup>
Maximum load current	15 A (with 1.5 mm <sup>2</sup> conductor cross section)
Insulating material	PA
Solder pin surface	Sn
Flammability rating according to UL 94	V0
Stripping length	10 mm
Number of positions	1

#### Connection data

Conductor cross section solid min.	0.2 mm <sup>2</sup>
Conductor cross section solid max.	1.5 mm <sup>2</sup>
Conductor cross section flexible min.	0.2 mm <sup>2</sup>
Conductor cross section flexible max.	1.5 mm <sup>2</sup>
Conductor cross section flexible, with ferrule without plastic sleeve min.	0.25 mm <sup>2</sup>
Conductor cross section flexible, with ferrule without plastic sleeve max.	0.75 mm <sup>2</sup>
Conductor cross section flexible, with ferrule with plastic sleeve min.	0.25 mm <sup>2</sup>
Conductor cross section flexible, with ferrule with plastic sleeve max.	0.75 mm <sup>2</sup>
Conductor cross section AWG min.	24
Conductor cross section AWG max.	16

#### Standards and Regulations

Connection in acc. with standard	EN-VDE
	CUL
Flammability rating according to UL 94	V0

#### Environmental Product Compliance

China RoHS	Environmentally friendly use period: unlimited = EFUP-e
	No hazardous substances above threshold values

### Approvals

#### Approvals

<https://www.phoenixcontact.com/cn/products/1790513>



# PCB terminal block - FFKDSA1/H1-7,62 - 1790513


## Approvals


Approvals


UL Recognized / KEMA-KEUR / cUL Recognized / CCA / IECCE CB Scheme / EAC / cULus Recognized

Ex Approvals


### Approval details

UL Recognized		<a href="http://database.ul.com/cgi-bin/XYV/template/LISEXT/1FRAME/index.htm">http://database.ul.com/cgi-bin/XYV/template/LISEXT/1FRAME/index.htm</a>	FILE E 60425
	B	D	
mm <sup>2</sup> /AWG/kcmil	22-16	22-16	
Nominal current IN	10 A	10 A	
Nominal voltage UN	300 V	300 V	

KEMA-KEUR		<a href="http://www.dekra-certification.com">http://www.dekra-certification.com</a>	2160724.01
mm <sup>2</sup> /AWG/kcmil	1.5		
Nominal voltage UN	400 V		

cUL Recognized		<a href="http://database.ul.com/cgi-bin/XYV/template/LISEXT/1FRAME/index.htm">http://database.ul.com/cgi-bin/XYV/template/LISEXT/1FRAME/index.htm</a>	FILE E 60425
	B	D	
mm <sup>2</sup> /AWG/kcmil	22-16	22-16	
Nominal current IN	10 A	10 A	
Nominal voltage UN	300 V	300 V	

CCA	NTR NL-7074		
mm <sup>2</sup> /AWG/kcmil	1.5		
Nominal voltage UN	400 V		

IECEE CB Scheme		<a href="http://www.iecee.org/">http://www.iecee.org/</a>	NL-25836
mm <sup>2</sup> /AWG/kcmil	1.5		
Nominal voltage UN	400 V		


<https://www.phoenixcontact.com/cn/products/1790513>



## PCB terminal block - FFKDSA1/H1-7,62 - 1790513

### Approvals

EAC		B.01742
-----	---	---------

cULus Recognized		<a href="http://database.ul.com/cgi-bin/XYV/template/LISEXT/1FRAME/index.htm">http://database.ul.com/cgi-bin/XYV/template/LISEXT/1FRAME/index.htm</a>
------------------	---	---

Phoenix Contact 2017 © - all rights reserved  
<http://www.phoenixcontact.com>