

<https://www.phoenixcontact.com/cn/products/1814498>



PCB terminal block - PTSM 0,5/ 2-2,5-H THR WH R24 - 1814498

Please be informed that the data shown in this PDF Document is generated from our Online Catalog. Please find the complete data in the user's documentation. Our General Terms of Use for Downloads are valid (<http://phoenixcontact.com/download>)

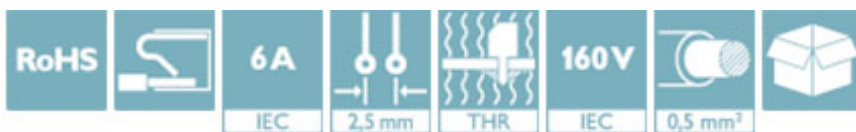


PCB terminal block, Nominal current: 6 A, Nom. voltage: 160 V, Pitch: 2.5 mm, Number of positions: 2, Connection method: Push-in spring connection, Mounting: THR soldering, Conductor/PCB connection direction: 0°, Color: white


The illustration shows the 3-pos. version

Why buy this product

- ✓ White design: Stable color when welding and during use
- ✓ Time saving push-in connection, tools not required
- ✓ Defined contact force ensures that contact remains stable over the long term
- ✓ High current carrying capacity of 6 A in very compact dimensions
- ✓ Designed for integration into the SMT soldering process



Key Commercial Data

Packing unit	530 STK
Minimum order quantity	530 STK
GTIN	 4 046356 760041
GTIN	4046356760041
Sales Key	AACBBA

Technical data

Dimensions

Length	10 mm
Pitch	2.5 mm
Dimension a	2.5 mm
Width	5.5 mm
Constructional height	5 mm
Height	7.1 mm
Length of the solder pin	2.1 mm
Pin dimensions	0,3 x 0,8 mm

https://www.phoenixcontact.com/cn/products/1814498



PCB terminal block - PTSM 0,5/ 2-2,5-H THR WH R24 - 1814498

Technical data

Dimensions

Pin spacing	2.5 mm
Hole diameter	1.2 mm

General

Range of articles	PTSM 0,5/..-H-THR WH
Insulating material group	I
Rated surge voltage (III/3)	2.5 kV
Rated surge voltage (III/2)	2.5 kV
Rated surge voltage (II/2)	2.5 kV
Rated voltage (III/3)	160 V
Rated voltage (III/2)	160 V
Rated voltage (II/2)	400 V
Connection in acc. with standard	EN-VDE
Nominal current I_N	6 A
Nominal cross section	0.5 mm ²
Maximum load current	6 A
Insulating material	HT PA
Solder pin surface	Sn
Flammability rating according to UL 94	V0
Stripping length	6 mm
Number of positions	2

Connection data

Conductor cross section solid min.	0.14 mm ²
Conductor cross section solid max.	0.5 mm ²
Conductor cross section flexible min.	0.2 mm ²
Conductor cross section flexible max.	0.5 mm ²
Conductor cross section flexible, with ferrule without plastic sleeve min.	0.25 mm ²
Conductor cross section flexible, with ferrule without plastic sleeve max.	0.5 mm ²
Conductor cross section AWG min.	26
Conductor cross section AWG max.	20

Standards and Regulations

Connection in acc. with standard	EN-VDE
	UL
Flammability rating according to UL 94	V0

Environmental Product Compliance

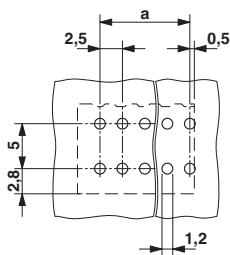
China RoHS	Environmentally friendly use period: unlimited = EFUP-e
	No hazardous substances above threshold values

Drawings

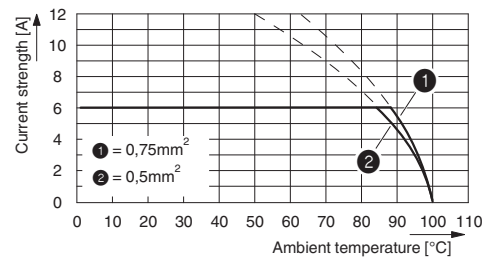


PCB terminal block - PTSM 0,5/ 2-2,5-H THR WH R24 - 1814498

Drilling diagram

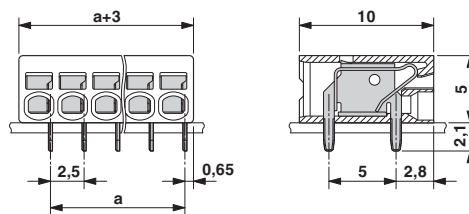


Diagram



Type: PTSM 0,5/...-2,5-H- THR R...
 Tested in accordance with DIN EN 60512-5-2:2003-01
 Reduction factor = 1
 No. of positions: 5

Dimensional drawing



Approvals

Approvals

Approvals

UL Recognized / UL Recognized / EAC / cULus Recognized

Ex Approvals

Approval details

UL Recognized		http://database.ul.com/cgi-bin/XYV/template/LISEXT/1FRAME/index.htm	FILE E 60425
UL Recognized		http://database.ul.com/cgi-bin/XYV/template/LISEXT/1FRAME/index.htm	FILE E 118976
		B	
mm²/AWG/kcmil		26-18	

<https://www.phoenixcontact.com/cn/products/1814498>



PCB terminal block - PTSM 0,5/ 2-2,5-H THR WH R24 - 1814498

Approvals

	B
Nominal current I _N	5 A
Nominal voltage U _N	150 V

EAC		B.01742
-----	--	---------

cULus Recognized		http://database.ul.com/cgi-bin/XYV/template/LISEXT/1FRAME/index.htm	E60425-20030527
		B	
mm ² /AWG/kcmil		26-20	
Nominal current I _N		5 A	
Nominal voltage U _N		150 V	

Phoenix Contact 2017 © - all rights reserved
<http://www.phoenixcontact.com>