

https://www.phoenixcontact.com/cn/products/1824190



PCB terminal block - SPT-SMD 1,5/ 2-V-3,81 R24 - 1824190

Please be informed that the data shown in this PDF Document is generated from our Online Catalog. Please find the complete data in the user's documentation. Our General Terms of Use for Downloads are valid (<http://phoenixcontact.com/download>)

PCB terminal block, Nominal current: 13.5 A, Nom. voltage: 160 V, Pitch: 3.81 mm, Number of positions: 2, Connection method: Push-in spring connection, Mounting: SMD soldering, Conductor/PCB connection direction: 90 °, Color: black, Sample values available under SAMPLE SPT...




The illustration shows the 10-position version

Why buy this product

- Time saving push-in connection, tools not required
- Defined contact force ensures that contact remains stable over the long term
- Intuitive use through colour coded actuation lever
- Designed for integration into the SMT soldering process
- Operation and conductor connection from one direction enable integration into front of device
- Quick and convenient testing using integrated test option
- Two soldering spots per position reduce the mechanical strain on the soldering spots



Key Commercial Data

Packing unit	200 STK
Minimum order quantity	200 STK
GTIN	 4 046356 816298
GTIN	4046356816298
Sales Key	AAABJA

Technical data

Dimensions

Length	7.7 mm
Pitch	3.81 mm
Dimension a	3.81 mm
Width	7.81 mm
Height	13.6 mm
Pin dimensions	0,7 x 0,3

https://www.phoenixcontact.com/cn/products/1824190



PCB terminal block - SPT-SMD 1,5/ 2-V-3,81 R24 - 1824190

Technical data

Dimensions

Pin spacing	7 mm
Hole diameter	1.1 mm

General

Range of articles	SPT 1,5/..-V-SMD
Insulating material group	IIIa
Rated surge voltage (III/3)	2.5 kV
Rated surge voltage (III/2)	2.5 kV
Rated surge voltage (II/2)	2.5 kV
Rated voltage (III/3)	160 V
Rated voltage (III/2)	160 V
Rated voltage (II/2)	320 V
Connection in acc. with standard	EN-VDE
Nominal current I_N	13.5 A
Nominal cross section	1.5 mm ²
Insulating material	LCP
Solder pin surface	Sn
Flammability rating according to UL 94	V0
Stripping length	8 mm
Number of positions	2

Connection data

Conductor cross section solid min.	0.2 mm ²
Conductor cross section solid max.	1.5 mm ²
Conductor cross section flexible min.	0.2 mm ²
Conductor cross section flexible max.	1.5 mm ²
Conductor cross section flexible, with ferrule without plastic sleeve min.	0.2 mm ²
Conductor cross section flexible, with ferrule without plastic sleeve max.	1.5 mm ²
Conductor cross section flexible, with ferrule with plastic sleeve min.	0.2 mm ²
Conductor cross section flexible, with ferrule with plastic sleeve max.	0.75 mm ²
Conductor cross section AWG min.	24
Conductor cross section AWG max.	16

Standards and Regulations

Connection in acc. with standard	EN-VDE
Flammability rating according to UL 94	V0

Environmental Product Compliance

China RoHS	Environmentally friendly use period: unlimited = EFUP-e
	No hazardous substances above threshold values

<https://www.phoenixcontact.com/cn/products/1824190>



PCB terminal block - SPT-SMD 1,5/ 2-V-3,81 R24 - 1824190

Approvals


Approvals


Approvals


UL Recognized / cUL Recognized / EAC / cULus Recognized


Ex Approvals

Approval details

UL Recognized		http://database.ul.com/cgi-bin/XYV/template/LISEXT/1FRAME/index.htm	FILE E 60425
	B	D	
mm ² /AWG/kcmil	24-16	24-16	
Nominal current I _N	10 A	10 A	
Nominal voltage U _N	300 V	300 V	

cUL Recognized		http://database.ul.com/cgi-bin/XYV/template/LISEXT/1FRAME/index.htm	FILE E 60425
	B	D	
mm ² /AWG/kcmil	24-16	24-16	
Nominal current I _N	10 A	10 A	
Nominal voltage U _N	300 V	300 V	

EAC		B.01742
-----	---	---------

cULus Recognized		http://database.ul.com/cgi-bin/XYV/template/LISEXT/1FRAME/index.htm
------------------	---	---