

https://www.phoenixcontact.com/cn/products/1857853



PCB terminal block - FKDSO 2,5/ 1-R1 CBK - 1857853

Please be informed that the data shown in this PDF Document is generated from our Online Catalog. Please find the complete data in the user's documentation. Our General Terms of Use for Downloads are valid (<http://phoenixcontact.com/download>)




PCB terminal block, Nominal current: 20 A, Nom. voltage: 320 V, Number of positions: 1, Connection method: Push-in spring connection, Mounting: Soldering, Color: green

Why buy this product

- ✓ Orthogonal alignment of the terminal block with the PCB for optimum accessibility in DIN-rail-mounted devices
- ✓ Time saving push-in connection, tools not required
- ✓ Intuitive use through colour coded actuation lever



Key Commercial Data

Packing unit	50 STK
GTIN	 4 055626 268378
GTIN	4055626268378
Sales Key	AAACBA

Technical data

Dimensions

Length	13.2 mm
Width	5.6 mm
Height	12.8 mm

General

Insulating material group	I
Rated surge voltage (III/3)	4 kV
Rated surge voltage (III/2)	4 kV
Rated surge voltage (II/2)	4 kV
Rated voltage (III/3)	320 V
Rated voltage (III/2)	320 V
Rated voltage (II/2)	320 V
Connection in acc. with standard	EN-VDE

<https://www.phoenixcontact.com/cn/products/1857853>



PCB terminal block - FKDSO 2,5/ 1-R1 CBK - 1857853

Technical data

General

Nominal current I_N	20 A
Nominal cross section	2.5 mm ²
Solder pin surface	Sn
Flammability rating according to UL 94	V0
Stripping length	10 mm
Number of positions	1

Connection data

Conductor cross section solid min.	0.2 mm ²
Conductor cross section solid max.	2.5 mm ²
Conductor cross section flexible min.	0.2 mm ²
Conductor cross section flexible max.	4 mm ²
Conductor cross section flexible, with ferrule without plastic sleeve min.	0.25 mm ²
Conductor cross section flexible, with ferrule without plastic sleeve max.	2.5 mm ²
Conductor cross section flexible, with ferrule with plastic sleeve min.	0.25 mm ²
Conductor cross section flexible, with ferrule with plastic sleeve max.	2.5 mm ²
Conductor cross section AWG min.	24
Conductor cross section AWG max.	12
2 conductors with same cross section, stranded, TWIN ferrules with plastic sleeve, min.	0.5 mm ²
2 conductors with same cross section, stranded, TWIN ferrules with plastic sleeve, max.	1 mm ²

Standards and Regulations

Connection in acc. with standard	EN-VDE
Flammability rating according to UL 94	V0

Environmental Product Compliance

China RoHS	Environmentally friendly use period: unlimited = EFUP-e
	No hazardous substances above threshold values

Approvals

Approvals

Approvals

VDE approval of drawings / cULus Recognized / IECCE CB Scheme

Ex Approvals


Approval details


<https://www.phoenixcontact.com/cn/products/1857853>




PCB terminal block - FKDSO 2,5/ 1-R1 CBK - 1857853

Approvals

VDE approval of drawings		http://www.vde.com/en/Institute/OnlineService/VDE-approved-products/Pages/Online-Search.aspx	40043675
mm ² /AWG/kcmil	0.2-4		
Nominal current I _N	20 A		
Nominal voltage U _N	320 V		

cULus Recognized		http://database.ul.com/cgi-bin/XYV/template/LISEXT/1FRAME/index.htm	E60425-20110930
	B	D	
mm ² /AWG/kcmil	24-12	24-12	
Nominal current I _N	20 A	15 A	
Nominal voltage U _N	300 V	150 V	

IECEE CB Scheme		http://www.iecee.org/	DE1-56776
mm ² /AWG/kcmil	0.2-4		
Nominal current I _N	20 A		
Nominal voltage U _N	320 V		

Phoenix Contact 2017 © - all rights reserved
<http://www.phoenixcontact.com>