


https://www.phoenixcontact.com/cn/products/1862042



## PCB terminal block - SPTAF 1/ 2-3,5-EL - 1862042

Please be informed that the data shown in this PDF Document is generated from our Online Catalog. Please find the complete data in the user's documentation. Our General Terms of Use for Downloads are valid (<http://phoenixcontact.com/download>)

PCB terminal block, Nominal current: 16 A, Nom. voltage: 160 V, Pitch: 3.5 mm, Number of positions: 2, Connection method: Push-in spring connection, Mounting: Wave soldering, Conductor/PCB connection direction: 45°, Color: green




The figure shows a 10-position version of the product

### Why buy this product

- Time saving push-in connection, tools not required
- Defined contact force ensures that contact remains stable over the long term
- Finger-operated release button for very convenient operation
- Small component size for applications where space is at a premium
- Quick and convenient testing using integrated test option



### Key Commercial Data

Packing unit	195 STK
Minimum order quantity	195 STK
GTIN	 4 055626 135236
GTIN	4055626135236
Sales Key	AAABBA

### Technical data

#### Dimensions

Length	11 mm
Pitch	3.5 mm
Dimension a	3.5 mm
Width	8.5 mm
Constructional height	10.2 mm
Height	12.8 mm
Length of the solder pin	2.6 mm
Pin dimensions	0,75 x 0,3 mm

<https://www.phoenixcontact.com/cn/products/1862042>

## PCB terminal block - SPTAF 1/ 2-3,5-EL - 1862042

### Technical data

#### Dimensions

Pin spacing	5 mm
Hole diameter	1.1 mm

#### General

Insulating material group	I
Rated surge voltage (III/3)	2.5 kV
Rated surge voltage (III/2)	2.5 kV
Rated surge voltage (II/2)	2.5 kV
Rated voltage (III/3)	160 V
Rated voltage (III/2)	160 V
Rated voltage (II/2)	320 V
Connection in acc. with standard	EN-VDE
Nominal current $I_N$	16 A
Nominal cross section	1.5 mm <sup>2</sup>
Maximum load current	16 A
Insulating material	PA
Solder pin surface	Sn
Flammability rating according to UL 94	V0
Stripping length	8 mm
Number of positions	2

#### Connection data

Conductor cross section solid min.	0.2 mm <sup>2</sup>
Conductor cross section solid max.	1.5 mm <sup>2</sup>
Conductor cross section flexible min.	0.2 mm <sup>2</sup>
Conductor cross section flexible max.	1.5 mm <sup>2</sup>
Conductor cross section flexible, with ferrule without plastic sleeve min.	0.25 mm <sup>2</sup>
Conductor cross section flexible, with ferrule without plastic sleeve max.	0.75 mm <sup>2</sup>
Conductor cross section flexible, with ferrule with plastic sleeve min.	0.25 mm <sup>2</sup>
Conductor cross section flexible, with ferrule with plastic sleeve max.	0.75 mm <sup>2</sup>
Conductor cross section AWG min.	24
Conductor cross section AWG max.	16

#### Standards and Regulations

Connection in acc. with standard	EN-VDE
Flammability rating according to UL 94	V0

#### Environmental Product Compliance

China RoHS	Environmentally friendly use period: unlimited = EFUP-e
	No hazardous substances above threshold values

<https://www.phoenixcontact.com/cn/products/1862042>



## PCB terminal block - SPTAF 1/ 2-3,5-EL - 1862042

### Approvals

#### Approvals

---

#### Approvals


cULus Recognized

---

#### Ex Approvals

---

### Approval details

cULus Recognized		<a href="http://database.ul.com/cgi-bin/XYV/template/LISEXT/1FRAME/index.htm">http://database.ul.com/cgi-bin/XYV/template/LISEXT/1FRAME/index.htm</a>	E60425-20061129
	B	D	
mm <sup>2</sup> /AWG/kcmil	24-16	24-16	
Nominal current I <sub>N</sub>	8 A	8 A	
Nominal voltage U <sub>N</sub>	300 V	300 V	

---

Phoenix Contact 2017 © - all rights reserved  
<http://www.phoenixcontact.com>