


https://www.phoenixcontact.com/cn/products/1889301



## PCB terminal block - ZFKKDS 1,5C-5,0 - 1889301

Please be informed that the data shown in this PDF Document is generated from our Online Catalog. Please find the complete data in the user's documentation. Our General Terms of Use for Downloads are valid (<http://phoenixcontact.com/download>)



PCB terminal block, Nominal current: 16 A, Nom. voltage: 400 V, Pitch: 5 mm, Number of positions: 1, Connection method: Spring-cage connection, Mounting: Wave soldering, Conductor/PCB connection direction: 45°, Color: green, The article can be aligned to create different nos. of positions!


The illustration shows a 15-position version

### Why buy this product

- Defined contact force ensures that contact remains stable over the long term
- Clamping space opened by means of fixed screwdriver enables convenient conductor connection
- Conductor connection on several levels enables higher contact density
- The latching on the side enables various numbers of positions to be combined



### Key Commercial Data

Packing unit	50 STK
Minimum order quantity	50 STK
GTIN	 4 017918 167967
GTIN	4017918167967
Custom tariff number	8536909000
Sales Key	AAABFA

### Technical data

#### Dimensions

Length	21 mm
Pitch	5 mm
Constructional height	26 mm
Length of the solder pin	3.7 mm
Pin dimensions	0,7 x 0,7 mm
Hole diameter	1.1 mm

#### General

Range of articles	ZFKKDS(A) 1,5C
-------------------	----------------

https://www.phoenixcontact.com/cn/products/1889301



## PCB terminal block - ZFKKDS 1,5C-5,0 - 1889301

### Technical data

#### General

Insulating material group	I
Rated surge voltage (III/3)	4 kV
Rated surge voltage (III/2)	4 kV
Rated surge voltage (II/2)	4 kV
Rated voltage (III/3)	250 V
Rated voltage (III/2)	400 V
Rated voltage (II/2)	630 V
Connection in acc. with standard	EN-VDE
Nominal current $I_N$	16 A
Nominal cross section	1.5 mm <sup>2</sup>
Maximum load current	16 A (with a 2.5 mm <sup>2</sup> conductor cross section)
Insulating material	PA
Solder pin surface	Sn
Flammability rating according to UL 94	V0
Internal cylindrical gage	A1
Stripping length	7 mm
Number of positions	1

#### Connection data

Conductor cross section solid min.	0.2 mm <sup>2</sup>
Conductor cross section solid max.	2.5 mm <sup>2</sup>
Conductor cross section flexible min.	0.2 mm <sup>2</sup>
Conductor cross section flexible max.	1.5 mm <sup>2</sup>
Conductor cross section flexible, with ferrule without plastic sleeve min.	0.25 mm <sup>2</sup>
Conductor cross section flexible, with ferrule without plastic sleeve max.	1.5 mm <sup>2</sup>
Conductor cross section flexible, with ferrule with plastic sleeve min.	0.25 mm <sup>2</sup>
Conductor cross section flexible, with ferrule with plastic sleeve max.	1.5 mm <sup>2</sup>
Conductor cross section AWG min.	24
Conductor cross section AWG max.	14

#### Standards and Regulations

Connection in acc. with standard	EN-VDE
	CUL
Flammability rating according to UL 94	V0

#### Environmental Product Compliance

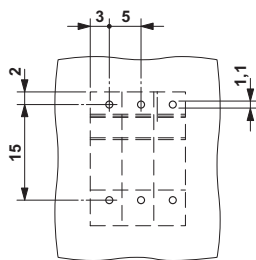
China RoHS	Environmentally friendly use period: unlimited = EFUP-e
	No hazardous substances above threshold values

### Drawings

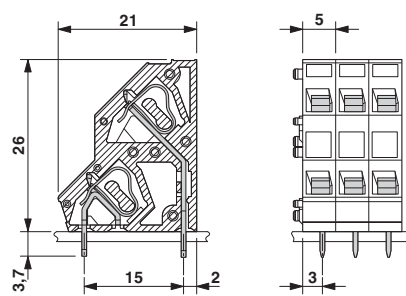


# PCB terminal block - ZFKKDS 1,5C-5,0 - 1889301

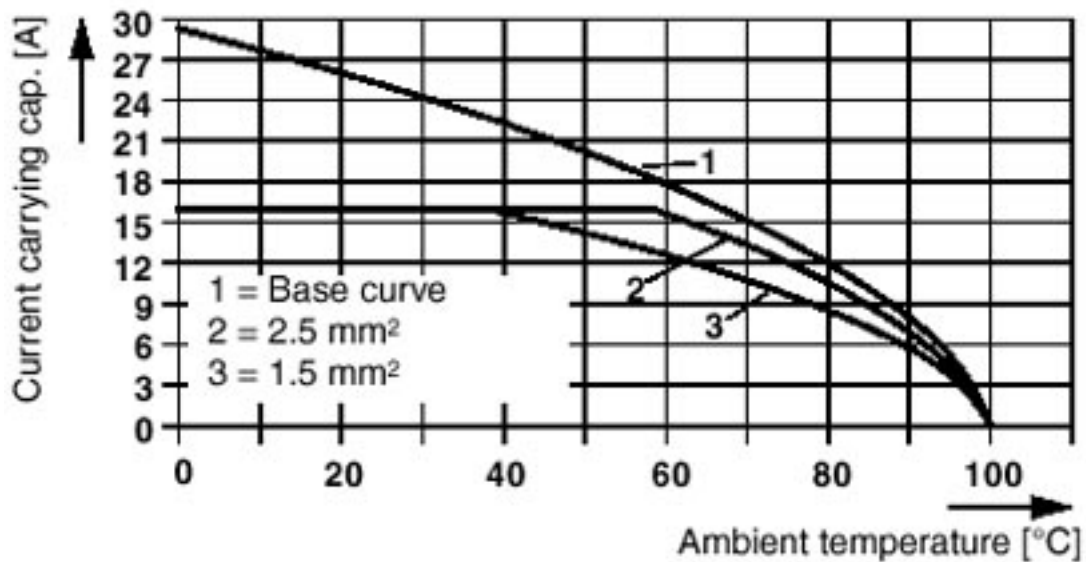
Drilling diagram



Dimensional drawing



Diagram



## Approvals

Approvals

Approvals

UL Recognized / cUL Recognized / EAC / cULus Recognized

Ex Approvals


## Approval details


<https://www.phoenixcontact.com/cn/products/1889301>



# PCB terminal block - ZFKKDS 1,5C-5,0 - 1889301

## Approvals

UL Recognized		<a href="http://database.ul.com/cgi-bin/XYV/template/LISEXT/1FRAME/index.htm">http://database.ul.com/cgi-bin/XYV/template/LISEXT/1FRAME/index.htm</a>	FILE E 60425
	B	D	
mm <sup>2</sup> /AWG/kcmil	26-12	26-12	
Nominal current IN	10 A	10 A	
Nominal voltage UN	250 V	300 V	

cUL Recognized		<a href="http://database.ul.com/cgi-bin/XYV/template/LISEXT/1FRAME/index.htm">http://database.ul.com/cgi-bin/XYV/template/LISEXT/1FRAME/index.htm</a>	FILE E 60425
	B	D	
mm <sup>2</sup> /AWG/kcmil	26-12	26-12	
Nominal current IN	10 A	10 A	
Nominal voltage UN	250 V	300 V	

EAC		B.01742
-----	---	---------

cULus Recognized		<a href="http://database.ul.com/cgi-bin/XYV/template/LISEXT/1FRAME/index.htm">http://database.ul.com/cgi-bin/XYV/template/LISEXT/1FRAME/index.htm</a>
------------------	---	---