

https://www.phoenixcontact.com/cn/products/1932588



PCB terminal block - MKDSP 25/ 2-15,00 - 1932588

Please be informed that the data shown in this PDF Document is generated from our Online Catalog. Please find the complete data in the user's documentation. Our General Terms of Use for Downloads are valid (<http://phoenixcontact.com/download>)



PCB terminal block, Nominal current: 125 A, Nom. voltage: 1000 V, Pitch: 15 mm, Number of positions: 2, Connection method: Screw connection with tension sleeve, Mounting: Wave soldering, Conductor/PCB connection direction: 0°, Color: green, Avoid placing permanent mechanical loads on the terminal


The figure shows a 5-pos. version of the product

Why buy this product

- Well-known connection principle allows worldwide use
- Low temperature rise, thanks to maximum contact force
- Allows connection of two conductors
- Quick and convenient testing using integrated test option
- Integrated protective guide prevents incorrect insertion of the conductor underneath the tension sleeve



Key Commercial Data

Packing unit	25 STK
Minimum order quantity	25 STK
GTIN	 4 017918 902087
GTIN	4017918902087
Custom tariff number	8536901900
Sales Key	AABFAA

Technical data

Dimensions

Length	31 mm
Pitch	15 mm
Dimension a	15 mm
Width	30 mm
Constructional height	39 mm
Height	43.5 mm
Length of the solder pin	4.5 mm

<https://www.phoenixcontact.com/cn/products/1932588>

PCB terminal block - MKDSP 25/ 2-15,00 - 1932588

Technical data

Dimensions

Pin dimensions	1,2 x 1,2 mm
Hole diameter	1.6 mm

General

Range of articles	MKDSP 25
Insulating material group	I
Rated surge voltage (III/3)	8 kV
Rated surge voltage (III/2)	8 kV
Rated surge voltage (II/2)	8 kV
Rated voltage (III/3)	1000 V
Rated voltage (III/2)	1000 V
Rated voltage (II/2)	1000 V
Connection in acc. with standard	EN-VDE
Nominal current I_N	125 A
Nominal cross section	35 mm ²
Maximum load current	125 A
Insulating material	PA
Solder pin surface	Sn
Flammability rating according to UL 94	V0
Internal cylindrical gage	B7
Stripping length	18 mm
Number of positions	2
Screw thread	M5
Tightening torque, min	2.5 Nm
Tightening torque max	4.5 Nm
Note	Tightening torque $\leq 25 \text{ mm}^2$ is 2.5 Nm, $> 25 \text{ mm}^2$ is 4.5 Nm

Connection data

Conductor cross section solid min.	0.5 mm ²
Conductor cross section solid max.	35 mm ²
Conductor cross section flexible min.	0.5 mm ²
Conductor cross section flexible max.	35 mm ²
Conductor cross section flexible, with ferrule without plastic sleeve min.	1 mm ²
Conductor cross section flexible, with ferrule without plastic sleeve max.	35 mm ²
Conductor cross section flexible, with ferrule with plastic sleeve min.	1.5 mm ²
Conductor cross section flexible, with ferrule with plastic sleeve max.	35 mm ²
Conductor cross section AWG min.	20
Conductor cross section AWG max.	2
2 conductors with same cross section, solid min.	0.5 mm ²
2 conductors with same cross section, solid max.	6 mm ²
2 conductors with same cross section, stranded min.	0.5 mm ²
2 conductors with same cross section, stranded max.	6 mm ²

PCB terminal block - MKDSP 25/ 2-15,00 - 1932588

Technical data

Connection data

2 conductors with same cross section, stranded, ferrules without plastic sleeve, min.	0.5 mm ²
2 conductors with same cross section, stranded, ferrules without plastic sleeve, max.	4 mm ²
2 conductors with same cross section, stranded, TWIN ferrules with plastic sleeve, min.	0.5 mm ²
2 conductors with same cross section, stranded, TWIN ferrules with plastic sleeve, max.	6 mm ²

Standards and Regulations

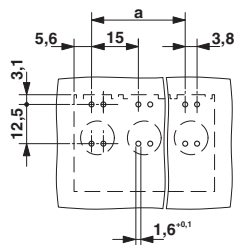
Connection in acc. with standard	EN-VDE
	CUL
Flammability rating according to UL 94	V0

Environmental Product Compliance

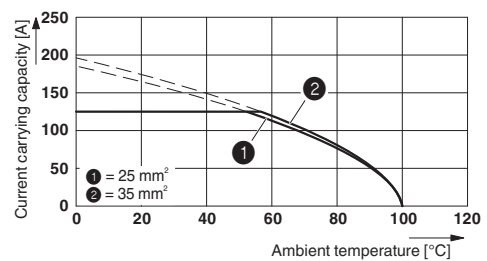
China RoHS	Environmentally friendly use period: unlimited = EFUP-e
	No hazardous substances above threshold values

Drawings

Drilling diagram

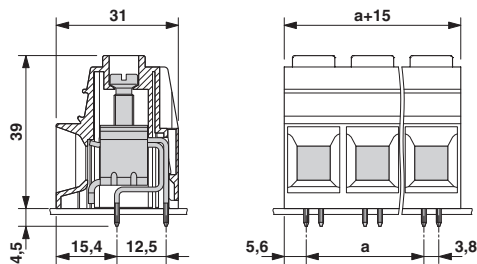


Diagram



Type: MKDSP 25/...-15,00
 Tested in accordance with DIN EN 60512-5-2:2003-01
 Reduction factor = 1
 No. of positions: 5

Dimensional drawing



<https://www.phoenixcontact.com/cn/products/1932588>



PCB terminal block - MKDSP 25/ 2-15,00 - 1932588

Approvals


Approvals


Approvals


SEV / IEC EE CB Scheme / EAC / cULus Recognized / IEC EE CB Scheme


Ex Approvals


Approval details

SEV		https://www.electrosuisse.ch/en/meta/shop/product-certificates.html	IK-3542-M1
mm ² /AWG/kcmil	35		
Nominal current I _N	125 A		
Nominal voltage U _N	1000 V		

IECEE CB Scheme		http://www.iecee.org/	CH-8225
-----------------	---	---	---------

EAC			B.01742
-----	---	--	---------

cULus Recognized		http://database.ul.com/cgi-bin/XYV/template/LISEXT/1FRAME/index.htm	E60425-19770427
	B	C	
mm ² /AWG/kcmil	20-2	20-2	
Nominal current I _N	115 A	115 A	
Nominal voltage U _N	600 V	600 V	

IECEE CB Scheme		http://www.iecee.org/	CH-8225
mm ² /AWG/kcmil	35		
Nominal current I _N	125 A		
Nominal voltage U _N	1000 V		

<https://www.phoenixcontact.com/cn/products/1932588>



Phoenix Contact 2017 © - all rights reserved
<http://www.phoenixcontact.com>