

https://www.phoenixcontact.com/cn/products/1986819



PCB terminal block - ZFKKDSA 1,5C-5,0- 4 - 1986819

Please be informed that the data shown in this PDF Document is generated from our Online Catalog. Please find the complete data in the user's documentation. Our General Terms of Use for Downloads are valid (<http://phoenixcontact.com/download>)

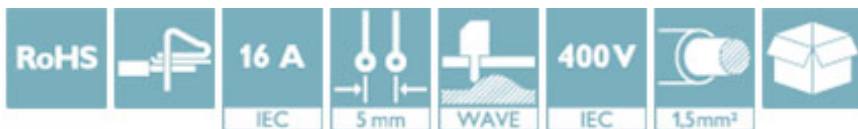


PCB terminal block, Nominal current: 16 A, Nom. voltage: 400 V, Pitch: 5 mm, Number of positions: 4, Connection method: Spring-cage connection, Mounting: Wave soldering, Conductor/PCB connection direction: 45°, Color: green


The illustration shows the 10-position version

Why buy this product

- ✓ Defined contact force ensures that contact remains stable over the long term
- ✓ Clamping space opened by means of fixed screwdriver enables convenient conductor connection
- ✓ Conductor connection on several levels enables higher contact density
- ✓ The latching on the side enables various numbers of positions to be combined



Key Commercial Data

Packing unit	50 STK
Minimum order quantity	50 STK
GTIN	 4 017918 923471
GTIN	4017918923471
Custom tariff number	8536909000
Sales Key	AAABFA

Technical data

Dimensions

Length	21 mm
Pitch	5 mm
Dimension a	15 mm
Constructional height	26 mm
Length of the solder pin	3.7 mm
Pin dimensions	0,7 x 0,7 mm
Hole diameter	1.1 mm

General

https://www.phoenixcontact.com/cn/products/1986819



PCB terminal block - ZFKKDSA 1,5C-5,0- 4 - 1986819

Technical data

General

Range of articles	ZFKKDS(A) 1,5C
Insulating material group	I
Rated surge voltage (III/3)	4 kV
Rated surge voltage (III/2)	4 kV
Rated surge voltage (II/2)	4 kV
Rated voltage (III/3)	250 V
Rated voltage (III/2)	400 V
Rated voltage (II/2)	630 V
Connection in acc. with standard	EN-VDE
Nominal current I_N	16 A
Nominal cross section	1.5 mm ²
Maximum load current	16 A
Insulating material	PA
Solder pin surface	Sn
Flammability rating according to UL 94	V0
Internal cylindrical gage	A1
Stripping length	7 mm
Number of positions	4

Connection data

Conductor cross section AWG min.	24
Conductor cross section AWG max.	14

Standards and Regulations

Connection in acc. with standard	EN-VDE
	CUL
Flammability rating according to UL 94	V0

Environmental Product Compliance

China RoHS	Environmentally friendly use period: unlimited = EFUP-e
	No hazardous substances above threshold values

Approvals

Approvals

Approvals

UL Recognized / cUL Recognized / EAC / cULus Recognized

Ex Approvals


<https://www.phoenixcontact.com/cn/products/1986819>




PCB terminal block - ZFKKDSA 1,5C-5,0- 4 - 1986819


Approvals

Approval details

UL Recognized		http://database.ul.com/cgi-bin/XYV/template/LISEXT/1FRAME/index.htm	FILE E 60425
	B	D	
mm ² /AWG/kcmil	26-12	26-12	
Nominal current I _N	10 A	10 A	
Nominal voltage U _N	250 V	300 V	

cUL Recognized		http://database.ul.com/cgi-bin/XYV/template/LISEXT/1FRAME/index.htm	FILE E 60425
	B	D	
mm ² /AWG/kcmil	26-12	26-12	
Nominal current I _N	10 A	10 A	
Nominal voltage U _N	250 V	300 V	

EAC		B.01742
-----	-------------------------------------------------------------------------------------	---------

cULus Recognized		http://database.ul.com/cgi-bin/XYV/template/LISEXT/1FRAME/index.htm
------------------	-------------------------------------------------------------------------------------	-------------------------------------------------------------------------------------------------------------------------------------------------------