

https://www.phoenixcontact.com/cn/products/2278416



Printed-circuit board connector - MKDSO 1,5/ 5-R-3,5 KMGY - 2278416

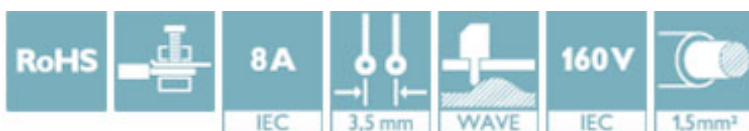
Please be informed that the data shown in this PDF Document is generated from our Online Catalog. Please find the complete data in the user's documentation. Our General Terms of Use for Downloads are valid (<http://phoenixcontact.com/download>)




PCB terminal block, Nominal current: 8 A, Nom. voltage: 160 V, Pitch: 3.5 mm, Number of positions: 5, Connection method: Screw connection with tension sleeve, Mounting: Wave soldering, Conductor/PCB connection direction: 0°, Article with lateral pin exit

Why buy this product

- PCB terminal block for ME/ME MAX electronics housing
- 3.5 mm pitch
- PCB terminal block orthogonal to the PCB
-



Key Commercial Data

Packing unit	50 STK
GTIN	 4 046356 293020
GTIN	4046356293020
Custom tariff number	8536909000
Sales Key	ACHADA

Technical data

Dimensions

Pitch	3.5 mm
Dimension a	14 mm
Length of the solder pin	3 mm
Pin dimensions	0,8 x 0,8 mm
Pin spacing	3.5 mm
Hole diameter	1.2 mm

General

Range of articles	MKDSO 1,5/..-R
Insulating material group	I
Rated surge voltage (III/3)	2.5 kV

<https://www.phoenixcontact.com/cn/products/2278416>

Printed-circuit board connector - MKDSO 1,5/ 5-R-3,5 KMGY - 2278416

Technical data

General

Rated surge voltage (III/2)	2.5 kV
Rated surge voltage (II/2)	2.5 kV
Rated voltage (III/3)	160 V
Rated voltage (III/2)	160 V
Rated voltage (II/2)	320 V
Connection in acc. with standard	EN-VDE
Nominal current I_N	8 A
Nominal cross section	1.5 mm ²
Maximum load current	8 A
Insulating material	PA
Flammability rating according to UL 94	V0
Internal cylindrical gage	A1
Stripping length	7 mm
Number of positions	5
Screw thread	M2
Tightening torque, min	0.22 Nm
Tightening torque max	0.25 Nm

Connection data

Conductor cross section solid min.	0.14 mm ²
Conductor cross section solid max.	1.5 mm ²
Conductor cross section flexible min.	0.14 mm ²
Conductor cross section flexible max.	1.5 mm ²
Conductor cross section flexible, with ferrule without plastic sleeve min.	0.25 mm ²
Conductor cross section flexible, with ferrule without plastic sleeve max.	1.5 mm ²
Conductor cross section flexible, with ferrule with plastic sleeve min.	0.25 mm ²
Conductor cross section flexible, with ferrule with plastic sleeve max.	0.5 mm ²
Conductor cross section AWG min.	28
Conductor cross section AWG max.	16
2 conductors with same cross section, solid min.	0.08 mm ²
2 conductors with same cross section, solid max.	0.5 mm ²
2 conductors with same cross section, stranded min.	0.08 mm ²
2 conductors with same cross section, stranded max.	0.75 mm ²
2 conductors with same cross section, stranded, ferrules without plastic sleeve, min.	0.25 mm ²
2 conductors with same cross section, stranded, ferrules without plastic sleeve, max.	0.34 mm ²
2 conductors with same cross section, stranded, TWIN ferrules with plastic sleeve, min.	0.5 mm ²
2 conductors with same cross section, stranded, TWIN ferrules with plastic sleeve, max.	0.5 mm ²

Standards and Regulations

<https://www.phoenixcontact.com/cn/products/2278416>



Printed-circuit board connector - MKDSO 1,5/ 5-R-3,5 KMGY - 2278416

Technical data

Standards and Regulations

Connection in acc. with standard	EN-VDE
	CUL
Flammability rating according to UL 94	V0

Environmental Product Compliance

China RoHS	Environmentally Friendly Use Period = 50
	For details about hazardous substances go to tab "Downloads", Category "Manufacturer's declaration"

Approvals


Approvals

Approvals


VDE Zeichengenehmigung / EAC / cULus Recognized

Ex Approvals

Approval details

VDE Zeichengenehmigung		http://www.vde.com/en/Institute/OnlineService/VDE-approved-products/Pages/Online-Search.aspx	40040335
mm²/AWG/kcmil		1.5	
Nominal current I _N		8 A	
Nominal voltage U _N		160 V	

EAC		B.01742
-----	---	---------

cULus Recognized		http://database.ul.com/cgi-bin/XYV/template/LISEXT/1FRAME/index.htm	E60425-19770427
		B	
mm²/AWG/kcmil		28-16	
Nominal current I _N		8 A	
Nominal voltage U _N		300 V	

<https://www.phoenixcontact.com/cn/products/2278416>



Phoenix Contact 2017 © - all rights reserved
<http://www.phoenixcontact.com>