

https://www.phoenixcontact.com/cn/products/2915261



PCB terminal block - MKDSO 2,5/ 2-L KMGY - 2915261

Please be informed that the data shown in this PDF Document is generated from our Online Catalog. Please find the complete data in the user's documentation. Our General Terms of Use for Downloads are valid (<http://phoenixcontact.com/download>)




PCB terminal block, Nominal current: 24 A, Nom. voltage: 320 V, Pitch: 5 mm, Number of positions: 2, Connection method: Screw connection with tension sleeve, Mounting: Wave soldering, Conductor/PCB connection direction: 0°, Article with lateral pin exit

Why buy this product

- PCB terminal block for ME/ME MAX electronics housing
- 5 mm pitch
- PCB terminal block orthogonal to the PCB
-



Key Commercial Data

Packing unit	250 STK
GTIN	 4 046356 167680
GTIN	4046356167680
Custom tariff number	8536909000
Sales Key	ACHADA

Technical data

Dimensions

Length	15.3 mm
Pitch	5 mm
Dimension a	5 mm
Constructional height	18 mm
Length of the solder pin	3.5 mm
Pin dimensions	0,8 x 1
Hole diameter	1.4 mm

General

Range of articles	MKDSO 2,5/..-L
Insulating material group	I

<https://www.phoenixcontact.com/cn/products/2915261>

PCB terminal block - MKDSO 2,5/ 2-L KMGY - 2915261

Technical data

General

Rated surge voltage (III/3)	4 kV
Rated surge voltage (III/2)	4 kV
Rated surge voltage (II/2)	4 kV
Rated voltage (III/3)	250 V
Rated voltage (III/2)	320 V
Rated voltage (II/2)	630 V
Connection in acc. with standard	EN-VDE
Nominal current I_N	24 A
Nominal cross section	2.5 mm ²
Maximum load current	24 A
Insulating material	PA
Flammability rating according to UL 94	V0
Internal cylindrical gage	A2
Stripping length	8 mm
Number of positions	2
Screw thread	M3
Tightening torque, min	0.5 Nm
Tightening torque max	0.6 Nm

Connection data

Conductor cross section solid min.	0.14 mm ²
Conductor cross section solid max.	2.5 mm ²
Conductor cross section flexible min.	0.14 mm ²
Conductor cross section flexible max.	2.5 mm ²
Conductor cross section AWG min.	26
Conductor cross section AWG max.	14
2 conductors with same cross section, solid min.	0.14 mm ²
2 conductors with same cross section, solid max.	0.75 mm ²
2 conductors with same cross section, stranded min.	0.14 mm ²
2 conductors with same cross section, stranded max.	0.75 mm ²
2 conductors with same cross section, stranded, ferrules without plastic sleeve, min.	0.25 mm ²
2 conductors with same cross section, stranded, ferrules without plastic sleeve, max.	0.75 mm ²
2 conductors with same cross section, stranded, TWIN ferrules with plastic sleeve, min.	0.5 mm ²
2 conductors with same cross section, stranded, TWIN ferrules with plastic sleeve, max.	1.5 mm ²

Standards and Regulations

Connection in acc. with standard	EN-VDE
	CSA
Flammability rating according to UL 94	V0

<https://www.phoenixcontact.com/cn/products/2915261>



PCB terminal block - MKDSO 2,5/ 2-L KMGY - 2915261

Technical data

Environmental Product Compliance

China RoHS	Environmentally Friendly Use Period = 50
	For details about hazardous substances go to tab "Downloads", Category "Manufacturer's declaration"

Approvals

Approvals


Approvals

CSA / VDE Gutachten mit Fertigungsüberwachung / CCA / IECCE CB Scheme / EAC / cULus Recognized

Ex Approvals

Approval details

CSA		http://www.csagroup.org/services/testing-and-certification/certified-product-listing/	13631
	B	D	
mm ² /AWG/kcmil	28-12	28-12	
Nominal current I _N	10 A	10 A	
Nominal voltage U _N	300 V	300 V	

VDE Gutachten mit Fertigungsüberwachung		http://www.vde.com/en/Institute/OnlineService/VDE-approved-products/Pages/Online-Search.aspx	40023968
mm ² /AWG/kcmil	0.2-2.5		
Nominal current I _N	24 A		
Nominal voltage U _N	450 V		


CCA	CCA/DE1 33724
mm ² /AWG/kcmil	2.5
Nominal current I _N	24 A
Nominal voltage U _N	450 V


<https://www.phoenixcontact.com/cn/products/2915261>




PCB terminal block - MKDSO 2,5/ 2-L KMGY - 2915261

Approvals

IECEE CB Scheme		http://www.iecee.org/	DE1-39126
mm ² /AWG/kcmil		2.5	
Nominal current I _N		24 A	
Nominal voltage U _N		450 V	

EAC		EAC-Zulassung
-----	---	---------------

cULus Recognized		http://database.ul.com/cgi-bin/XYV/template/LISEXT/1FRAME/index.htm	E60425-19770427
	B	D	
mm ² /AWG/kcmil	30-12	30-12	
Nominal current I _N	20 A	10 A	
Nominal voltage U _N	300 V	300 V	

Phoenix Contact 2017 © - all rights reserved
<http://www.phoenixcontact.com>