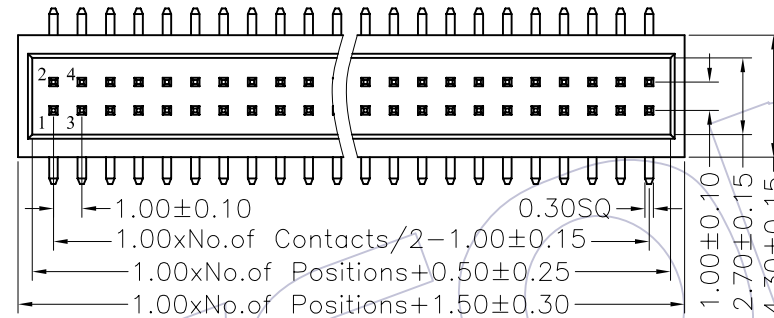
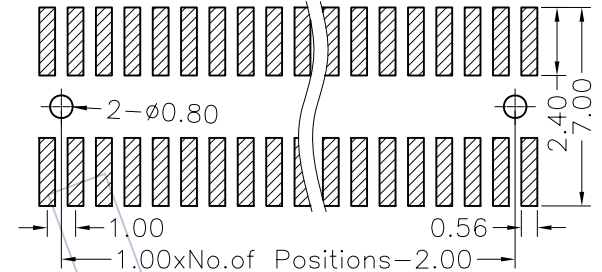


HSF

NOTES:
 Current Rating:1AMP
 Contact Resistance:30mΩ max
 Withstand Voltage:500V AC/DC
 Insulation Resistance:1000MΩ min
 Operation Temperature:-40°C to +105°C

Contact Material:Brass
 Contact plating:Au or Sn Over Ni
 Insulator Material:PA6T+30%GF(UL94V-0)

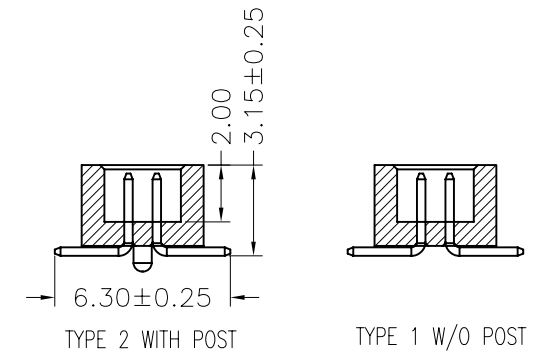
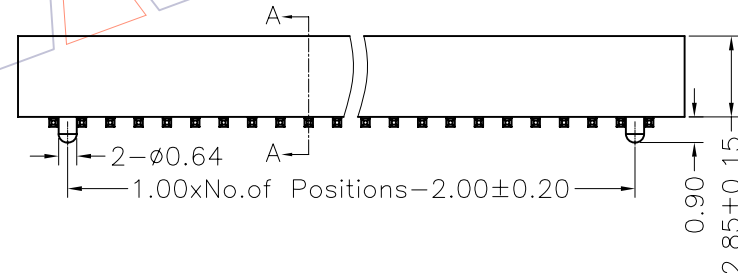
Recommended P.C.B Layout(Top Side)
 (PCB BOARD TOLERANCE±0.05)



Ordering Information

3150- XX M XX B K00 X X

No. of Pins 10-60P	Contact Plating G0=Gold Flash G1=3u"Gold G2=5u"Gold G3=10u"Gold G4=15u"Gold G5=30u"Gold S0=Gold Flash/Tin S1=3u"Gold/Tin S2=5u"Gold/Tin S3=10u"Gold/Tin S4=15u"Gold/Tin S5=30u"Gold/Tin SN=Tin	Color Insulator B=Black U=Blue W=White	Packing A=Tray T=Tube P=Tube+CAP R=Tape&Reel+CAP	Series No. 1=Type 1 2=Type 2
-----------------------	---------------------------------------------------------------------------------------------------------------------------------------------------------------------------------------------------------------------------------------	-------------------------------------------------	--------------------------------------------------------------	------------------------------------



SECTION A-A

						OPERATION	DRAW	WEIXD	08/04/25	SCALE	4:1
						X.X	±0.40	DESIGN		UNIT	mm
						X.XX	±0.25		SIZE	A4	
						X.XXX	±0.15		SHEET	1/1	
AO	08/04/25		NEW			Angle	± 3'	APPROVE		PROJ.	
REV	DATE		MODIFICATION DESCRIPTION	CHANGE	APPROVE	DIM	TOL				