

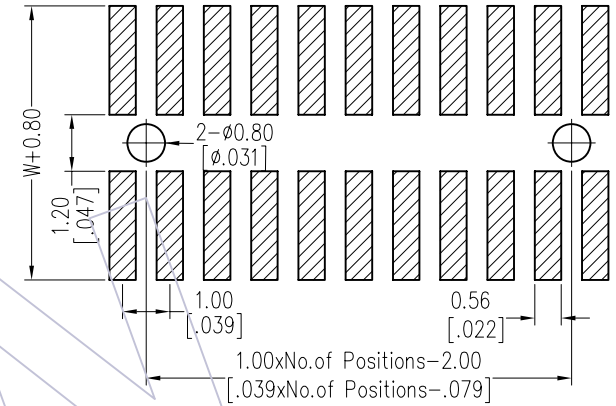
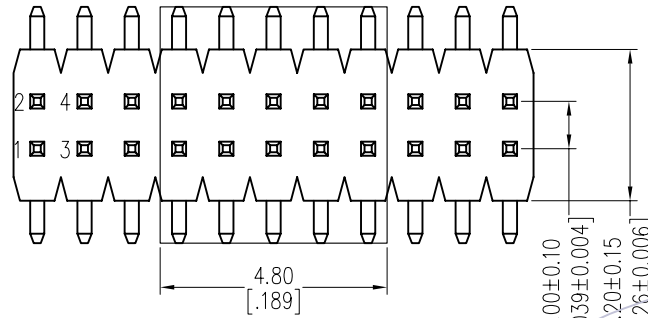
HSF

NOTES:

Rated Current: 0.75AMP
 Contact Resistance: 30mΩ max
 Withstand Voltage: 500V AC/DC
 Insulation Resistance: 1000MΩ min
 Operation Temperature: -40°C to +105°C

Contact Material: Brass
 Contact Plating: Au Over Ni
 Insulator Material: PA9T+30%G.F UL94V-0 BK

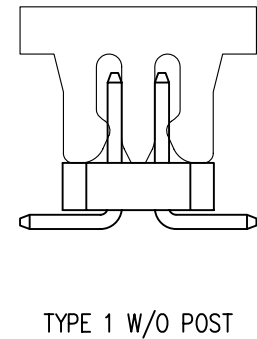
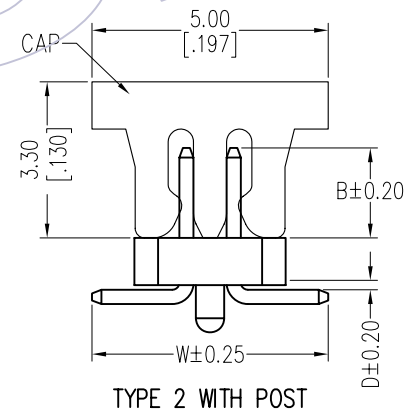
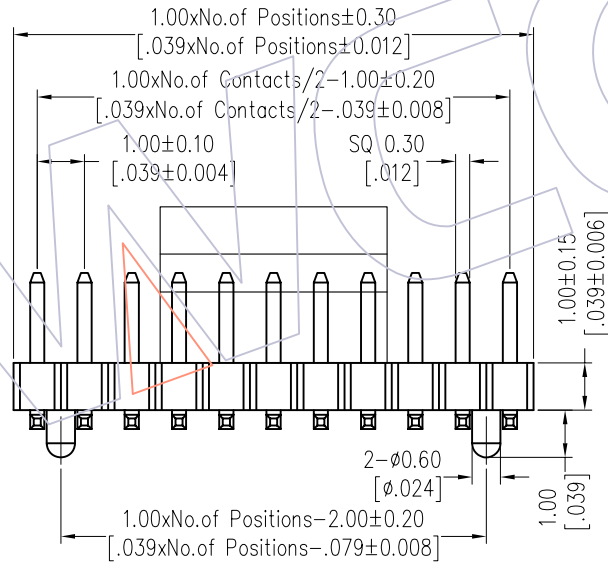
Recommended P.C.B Layout (Top Side)
 (PCB BOARD TOLERANCE ±0.05)



Ordering Information

1510-12 XX XX M 050 X X

No. of Pins Per Row: 01-50
 Contact Plating: G0=Gold Flash, G3=10u"Gold, G4=15u"Gold, G5=30u"Gold
 Pin Length: L=B+D+1.0+ $\frac{W-1.0}{2}$, Standard: 050=5.0
 Series No.: 1=Type 1, 2=Type 2,
 Packing: T=Tube, P=Tube+CAP, R=Tape&Reel+CAP



| Item | Pin Length | W | D | B |
|-----------|------------|------|------|------|
| Standard | 5.00 | 5.00 | 0.10 | 1.90 |
| Alternate | | | | |

| REV | DATE | MODIFICATION DESCRIPTION | CHANGE | OPERATION | DRAW | DATE | SCALE | Fit | PART NO. |
|-----|------------|--------------------------|--------|-------------|---------|------------|-------|-----|----------------------------------|
| | | | | x.X ±0.40 | JYHuang | 2012.11.20 | UNIT | mm | 1510-12XXXXMXXXXX |
| A1 | 2012/11/20 | Modify the material | ----- | x.XX ±0.25 | CHECK | DATE | SIZE | A4 | TITLE: PH1.00 DUAL ROW SMT H=1.0 |
| A0 | 2012/03/01 | NEW | ----- | x.XXX ±0.15 | APPROVE | DATE | SHEET | 1/1 | Customer NO. |
| | | | | Angle ± 3' | | | PROJ. | | |
| | | | | DIM TOL | | | | | |