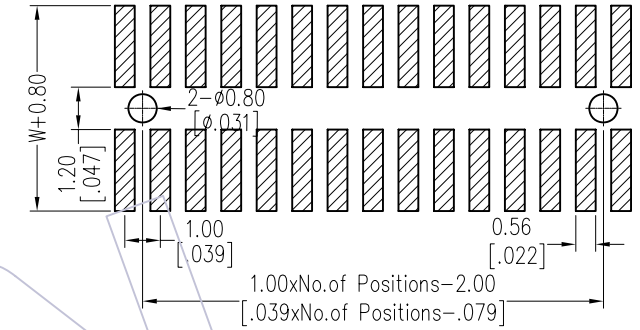
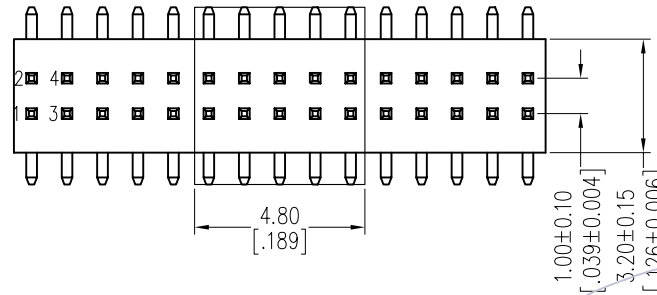


HSF

NOTES:
 Rated Current: 0.75AMP
 Contact Resistance: 30mΩ max
 Withstand Voltage: 500V AC/DC
 Insulation Resistance: 1000MΩ min
 Operation Temperature: -40°C to +105°C

Contact Material: Brass
 Contact Plating: Au Over Ni
 Insulator Material: PA9T+30%G.F UL94V-0 BK

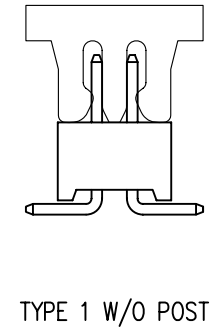
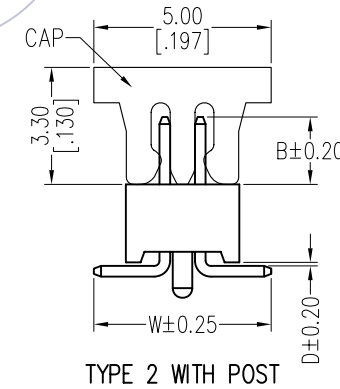
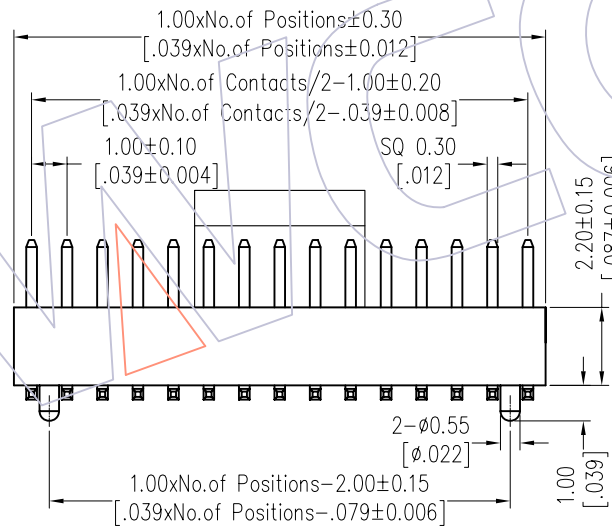
Recommended P.C.B Layout (Top Side)
 (PCB BOARD TOLERANCE±0.05)



Ordering Information

1522-12 XX XX M 062 X X

No. of Pins Per Row: 01-50
 Contact Plating: G0=Gold Flash, G3=10u"Gold, G4=15u"Gold, G5=30u"Gold
 Pin Length: L=B+D+2.2+ $\frac{W-1.0}{2}$, Standard: 062=6.2
 Series No.: 1=Type 1, 2=Type 2,
 Packing: T=Tube, P=Tube+CAP, R=Tape&Reel+CAP



Item	Pin Length	W	D	B
Standard	6.20	5.00	0.10	1.90
Alternate				

REV	DATE	MODIFICATION DESCRIPTION	CHANGE	OPERATION	DRAW	DATE	SCALE	Fit	PART NO.
				x.x ±0.40	JYHuang	2012.11.21	UNIT	mm	1522-12XXXXMXXXXX
A1	2012/11/21	Modify the material	-----	x.xx ±0.25	CHECK	DATE	SIZE	A4	TITLE:
A0	2012/03/01	NEW	-----	x.xxx ±0.15	APPROVE	DATE	SHEET	1/1	PH1.00 DUAL ROW SMT H=2.2
				Angle ± 3'			PROJ.	☉	Customer NO.
				DIM TOL					