

HSF

NOTES:
 Current Rating :0.5AMP
 Voltage Rating:50V AC/DC
 Withstand Voltage:500V AC/Minute
 Insulation Resistance:800M Ω min Δ
 Contact Resistance:20m Ω Max
 Operation Temperature:-25 $^{\circ}$ C to +85 $^{\circ}$ C

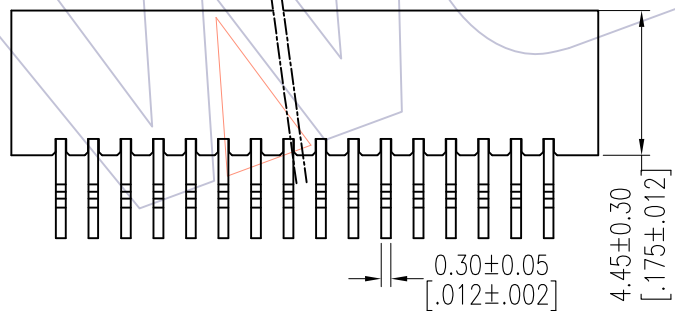
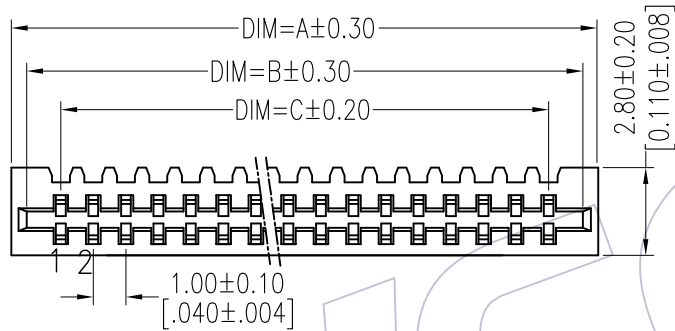
Contact:Phosphor Bronze,Tin plated
 Housing:LCP UL94V-0



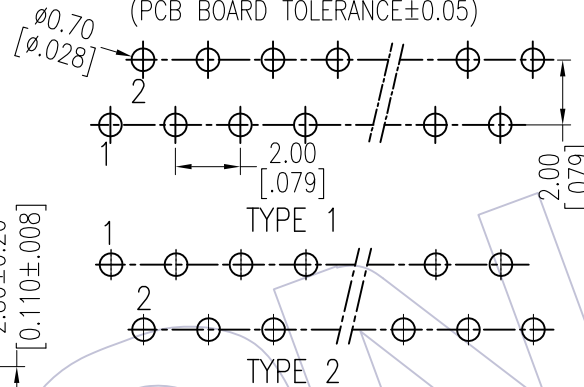
Ordering Information

5130-XX S D D N B T 0X

No.of Pins: 06-30P
 Contact Type: D=Double contact
 Color: B=Black, E=Beige, T=Natural
 Packing: T=TubE, R=Reel
 Series No.: 01=Type 1, 02=Type 2



Recommended P.C.B Layout(Top Side)
 (PCB BOARD TOLERANCE \pm 0.05)



PIN	DIM=A	DIM=B	DIM=C
30P	32.0	31.10	29.00
29P	31.0	30.10	28.00
28P	30.0	29.10	27.00
27P	29.0	28.10	26.00
26P	28.0	27.10	25.00
25P	27.0	26.10	24.00
24P	26.0	25.10	23.00
23P	25.0	24.10	22.00
22P	24.0	23.10	21.00
21P	23.0	22.10	20.00
20P	22.0	21.10	19.00
19P	21.0	20.10	18.00
18P	20.0	19.10	17.00
17P	19.0	18.10	16.00
16P	18.0	17.10	15.00
15P	17.0	16.10	14.00
14P	16.0	15.10	13.00
13P	15.0	14.10	12.00
12P	14.0	13.10	11.00
11P	13.0	12.10	10.00
10P	12.0	11.10	9.00
9P	11.0	10.10	8.00
8P	10.0	9.10	7.00
7P	9.0	8.10	6.00
6P	8.0	7.10	5.00

REV	DATE	MODIFICATION DESCRIPTION	CHANGE	OPERATION	DRAW	DATE	SCALE	FIT	PART NO.
A2	14/04/25	Modify The Housing Material:PBT--LCP Δ		X.X \pm 0.40	JYHuang	2014/04/25	UNIT	mm	5130-XXSDDNXX0X
A1	12/11/23	MODIFY THE NOTES:800m Ω min --- 800M Ω min		X.XX \pm 0.25	CHECK	DATE	SIZE	A4	
A0	12/07/04	NEW		X.XXX \pm 0.15	APPROVE	DATE	SHEET	1/1	
				Angle \pm 3'			PROJ.	ϕ	
TITLE: 1. 0FPC 180 $^{\circ}$ DIP DOUBLE CONTACT H=2.8mm									
Customer NO.									