

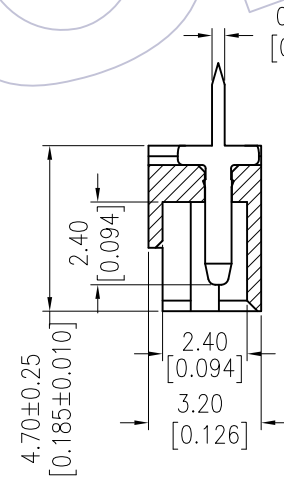
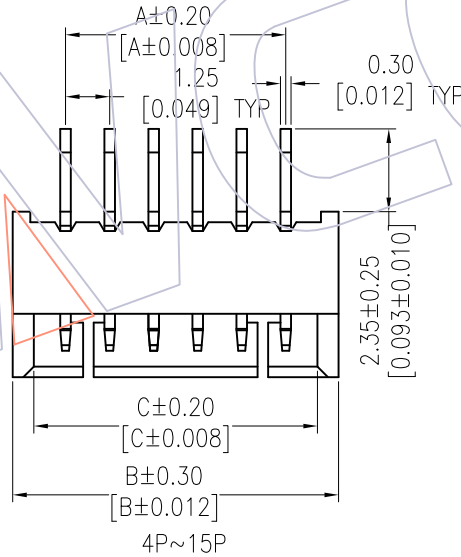
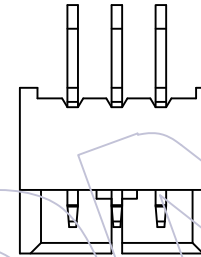
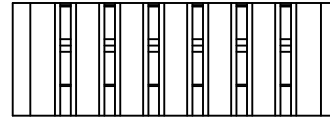
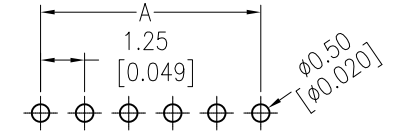
HSF

Recommended P.C.B Layout(Top Side)
(PCB BOARD TOLERANCE±0.05)

NOTES:

Rated Voltage:100V AC/DC
 Rated Current:1.0AMP
 Contact Resistance:20mΩ max
 Withstand Voltage:500V AC/DC
 Insulation Resistance:100MΩ min
 Operation Temperature:-25°C to +85°C

Contact Material:Brass
 Contact plating:Au Or Sn Over Ni
 Insulator Material:PA6T+30%G.F UL94V-0



Ordering Information

WF1251 - WS **XX** **X** **X** 1

No. of pins: 02~15P
 Contact Plating: S0=Gold Flash/Tin, S3=10u"Gold/Tin, S4=15u"Gold/Tin, S5=30u"Gold/Tin, G0=Gold Flash, G3=10u"Gold, G4=15u"Gold, G5=30u"Gold, Blank=Tin
 Color: W=Natural
 Packing: A=Tray, T=Tube, R=Reel

Specification & Ordering Information:

| Circuit | Part No. | Dimension | | | Q'ty /Tray |
|---------|----------------|-----------|-------|-------|------------|
| | | A | B | C | |
| 02 | WF1251-WS02XX1 | 1.25 | 4.25 | 3.05 | 1,000 |
| 03 | WF1251-WS03XX1 | 2.50 | 5.50 | 4.30 | 1,000 |
| 04 | WF1251-WS04XX1 | 3.75 | 6.75 | 5.55 | 1,000 |
| 05 | WF1251-WS05XX1 | 5.00 | 8.00 | 6.80 | 500 |
| 06 | WF1251-WS06XX1 | 6.25 | 9.25 | 8.05 | 500 |
| 07 | WF1251-WS07XX1 | 7.50 | 10.50 | 9.30 | 400 |
| 08 | WF1251-WS08XX1 | 8.75 | 11.75 | 10.55 | 400 |
| 09 | WF1251-WS09XX1 | 10.00 | 13.00 | 11.80 | 400 |
| 10 | WF1251-WS10XX1 | 11.25 | 14.25 | 13.05 | 300 |
| 11 | WF1251-WS11XX1 | 12.50 | 15.50 | 14.30 | 300 |
| 12 | WF1251-WS12XX1 | 13.75 | 16.75 | 15.55 | 300 |
| 13 | WF1251-WS13XX1 | 15.00 | 18.00 | 16.80 | 200 |
| 14 | WF1251-WS14XX1 | 16.25 | 19.25 | 18.05 | 200 |
| 15 | WF1251-WS15XX1 | 17.50 | 20.50 | 19.30 | 200 |

| REV | DATE | MODIFICATION DESCRIPTION | CHANGE | OPERATION | DRAW | DATE | SCALE | FIT | PART NO. |
|-----|------------|--------------------------------|--------|-----------------------|---------|------------|-------|------------|----------------------------------------|
| A2 | 2014/07/11 | Modify The Color:W=Natural | --- | X.X ±0.40 | JYHuang | 2014/07/11 | UNIT | mm inch | SEE TAB |
| A1 | 2014/03/13 | Modify The Material:PA9T--PA6T | --- | X.XX ±0.25 | CHECK | DATE | SIZE | A4 | TITLE: "M" TYPE 1.25 Wafer 180° DIP |
| AO | 2012/08/24 | NEW | --- | X.XXX ±0.15 | APPROVE | DATE | SHEET | 1/1 | Customer NO. |
| | | | | Angle DIM TOL ± 3' | | | PROJ. | | |