

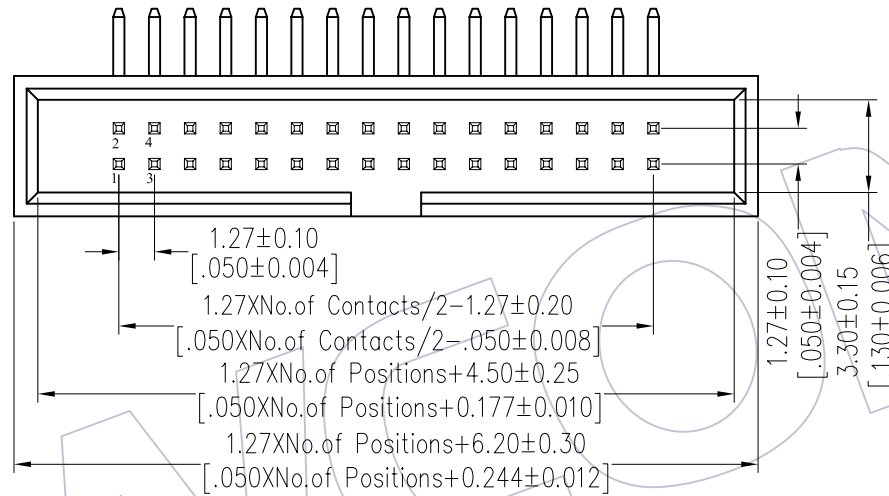

HSF

NOTES:

Current Rating: 1.0AMP
 Contact Resistance: 20mΩ Max
 Withstand Voltage: 500V AC/DC
 Insulation Resistance: 1000MΩ Min
 Operation Temperature: -40°C to +105°C

Contact Material: Brass
 Contact plating: Au Or Sn over Ni
 Insulator Material: PA9T+30%G.F UL94V-0

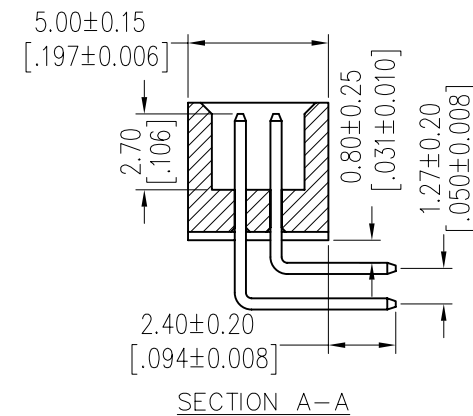
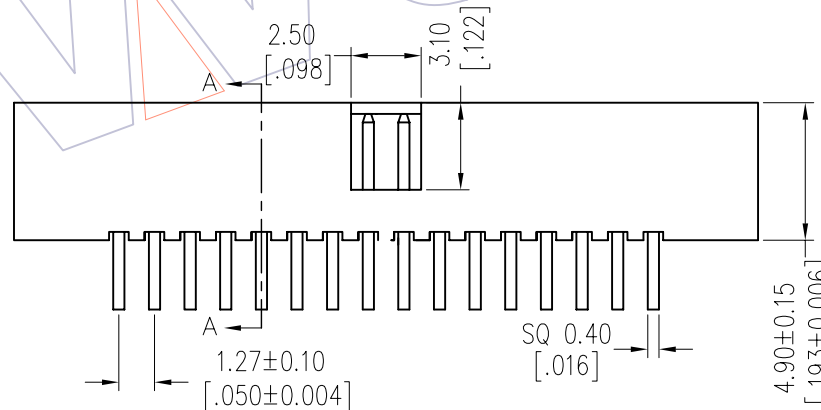
Recommended P.C.B Layout (Top Side)
 (PCB BOARD TOLERANCE ±0.05)



Ordering Information

3130- XX R XX B K 00 X 1

No. of Pins	Contact Plating	Color Insulator	Packing
10 34	G0=Gold Flash	B=Black	T=Tube
14 40	G3=10u"Gold	W=White	
16 44	G4=15u"Gold		
20 50	G5=30u"Gold		
24 60	S0=Gold Flash/Tin		
26 64	S3=10u"Gold/Tin		
30 80	S4=15u"Gold/Tin		
32 100	S5=30u"Gold/Tin		
	SN=Tin		



Item	Pitch	Mating
Standard	1.27	5232/2334
Alternate		

REV	DATE	MODIFICATION DESCRIPTION	CHANGE	OPERATION	DRAW	DATE	SCALE	FIT	PART NO.
				X.X ±0.40	JYHuang	2012/09/13	UNIT	mm	3130-XXRXXBK00X1
				X.XX ±0.25	CHECK	DATE	SIZE	A4	TITLE:
				X.XXX ±0.15	APPROVE	DATE	SHEET	1/1	1.27 BOX HEADER 90° H=4.90
				Angle ± 3°			PROJ.		Customer NO.
				DIM TOL					