
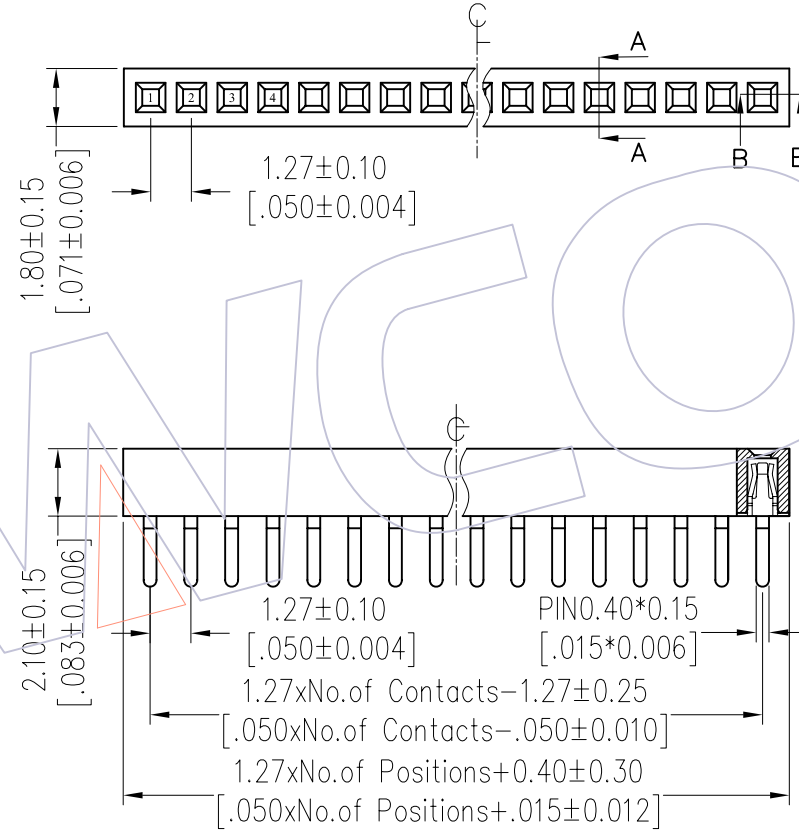
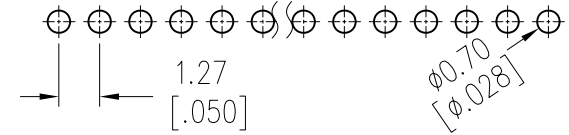


# HSF

Recommended P.C.B Layout(Top Side)  
(PCB BOARD TOLERANCE±0.05)

NOTES:  
 Current Rating: 1.0AMP  
 Contact Resistance: 20mΩ Max  
 Withstand Voltage: 500V AC/DC  
 Insulation Resistance: 1000MΩ Min  
 Operation Temperature: -40°C to +105°C

Contact Material: Phosphor Bronze  
 Contact plating: Au over Ni  
 Insulator Material: PA9T+30%GF UL94V-0



SECTION B-B

## Ordering Information

2321 - 1 XX S XX CUNT 1

No. of Pins per ROW: 02-50PIN

Contact Plating:  
 G0=Gold Flash  
 G3=10μ"Gold  
 G4=15μ"Gold  
 G5=30μ"Gold

Packing:  
 T=Tube

Item	Pitch	Mating
Standard	1.27	1310/1315/1320
Alternate		

REV	DATE	MODIFICATION DESCRIPTION	CHANGE	OPERATION	DRAW	DATE	SCALE	FIT	PART NO.
				x.x ±0.40	JYHuang	2012/07/06	UNIT	mm	2321-1XXSXXCUNT1
				x.xx ±0.25	CHECK	DATE	SIZE	A4	TITLE: FH1.27mm SINGLE ROW 180° DIP H=2.10
A0	2012/07/06	NEW	-----	x.xxx ±0.15	APPROVE	DATE	SHEET	1/1	Customer NO.
				Angle ± 3'			PROJ.		
				DIM TOL					