

HSF

TECHNICAL SPECS:

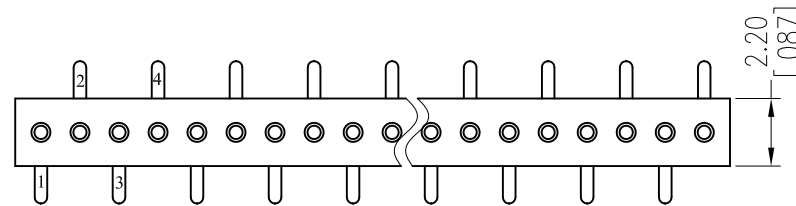
Current Rating: 1.0AMP
 Contact Resistance: 10mΩ Max
 Dielectric Strength: Min 1000Vrms
 Mechanical Life: Min 500 cycles
 Operation Temperature: -40°C to +105°C

Sleeve: Brass CuZn36Pb3(C36000)
 Contact plating: Au over Ni
 Connecting Pin: Ø0.41mm
 Insulator Material: PPS+30%G.F(UL94V-0)

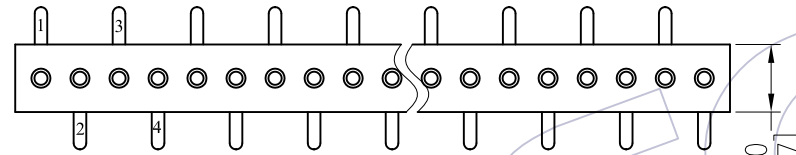
Ordering Information

3514-221 XX M XX 081 X X

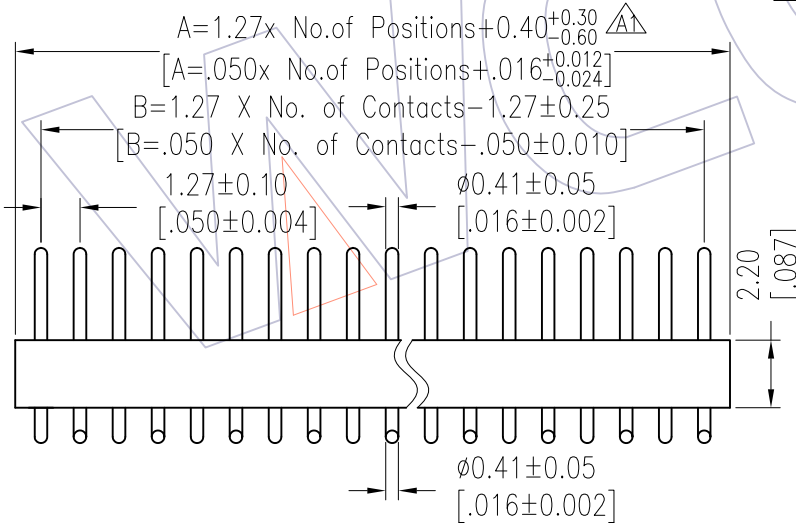
No. of Pin 2-50PIN	Contact Plating G0=Gold Flash G3=10u"Gold G4=15u"Gold G5=30u"Gold	Packing T=Tube A=Tray R=Tape&Reel	Series No. 1=Type 1 2=Type 2
-----------------------	---	--	------------------------------------



TYPE 1

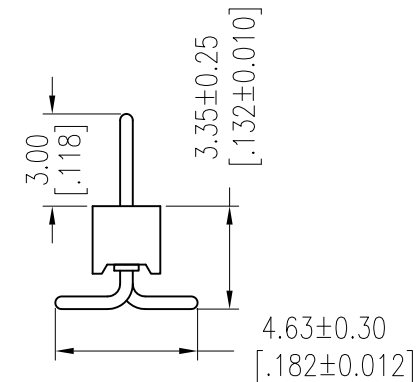
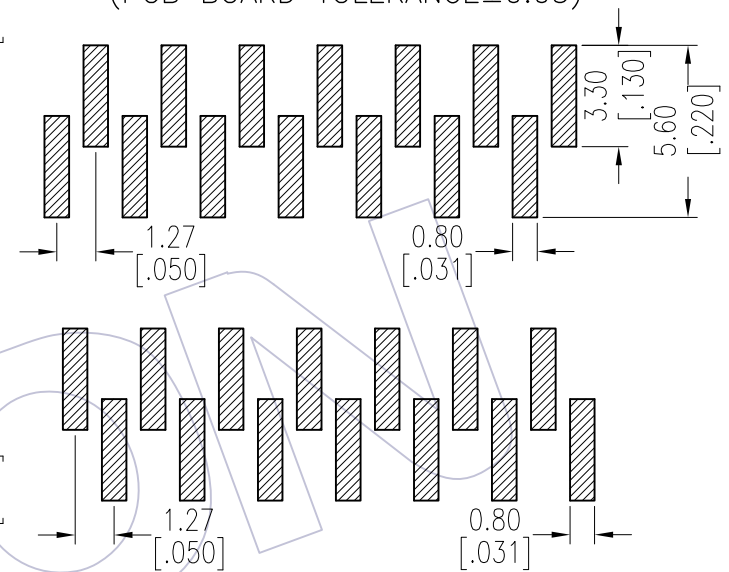


TYPE 2



Recommended P.C.B Layout (Top Side)

(PCB BOARD TOLERANCE ±0.05)



Item	Pitch	Mating
Standard	1.27	3524
Alternate		

REV	DATE	MODIFICATION DESCRIPTION	CHANGE	OPERATION		DRAW wang	DATE 2013/05/21	SCALE UNIT	FIT mm	PART NO. 3514-221XXMXX081XX
				X.X	±0.40					
A1	2013/05/21	modify drawing	-----	X.XX	±0.25	CHECK	DATE	SIZE	A4	TITLE: 1.27mm MACHINED PIN HEADER SINGLE ROW 180° SMT H=2.20 L=8.1
A0	2012/10/22	NEW	-----	X.XXX	±0.15	APPROVE	DATE	SHEET	1/1	Customer NO.
				Angle	± 3°			PROJ.		
				DIM	TOL					