HSF

NOTES:
Current Rating: 1.0AMP
Contact Resistance: 20mΩ Max
Withstand Voltage: 500V AC/DC
Insulation Resistance: 1000MΩ Min
Operation Temperature: −40℃ to +105℃

Contact Material:Phosphor Bronze
Contact plating:Au Or Sn over Ni
Insulator Material:PA9T+30%G.F UL94V−0

Ordering Information

2344-2 XX M XX CUN X X

- XX: No.of Pins per Row: 02~50Pin
- XX: Contact Plating:
  G0=Gold Flash
  G3=10μ"Gold
  G4=15μ"Gold
  G5=30μ"Gold
  S0=Gold Flash/Tin
  S3=10μ"Gold/Tin
  S4=15μ"Gold/Tin
  S5=30μ"Gold/Tin
  SN=Tin
- X: Packing:
  T=Tube
  P=Tube+CAP
  R=Tape&Reel+CAP
- X: Series No.
  1=Type 1
  2=Type 2

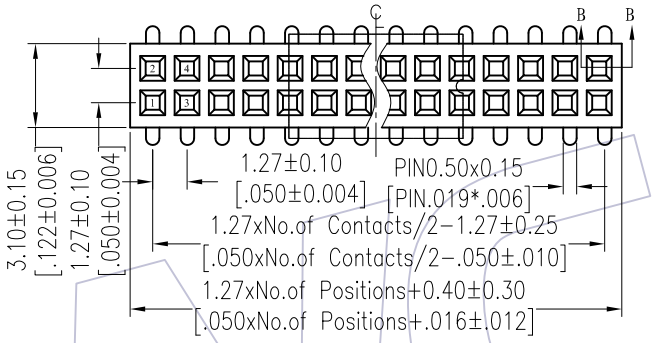

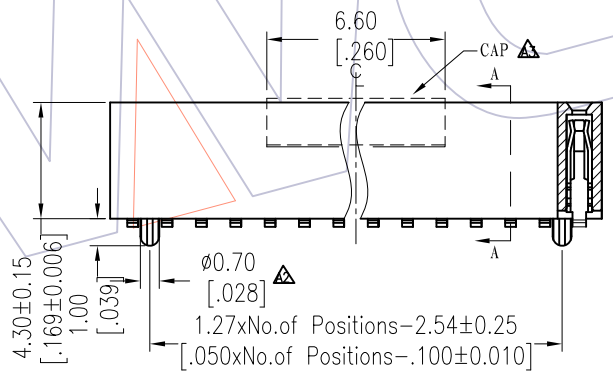

SECTION B-B

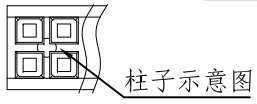

Recommended P.C.B Layout(Top Side)
(PCB BOARD TOLERANCE±0.05)

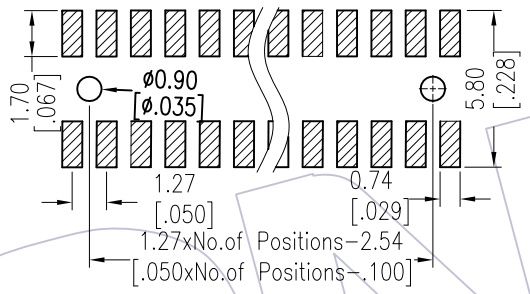

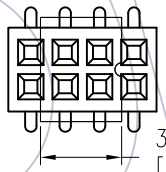

Special CAP for 2*2P,2*3P,2*4P

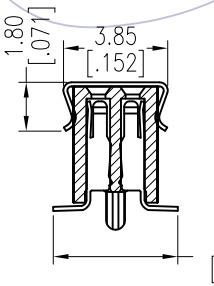

TYPE 2 WITH POST
SECTION A-A

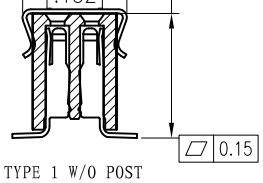

TYPE 1 W/O POST

Item	Pitch	Mating
Standard	1.27	1310/1315/1320/3131/3133/3100
Alternate		

TITLE	PART NO.
TYPE 1	2344−2XXMXXCUNX1
TYPE 2	2344−2XXMXXCUNX2

REV	DATE	MODIFICATION DESCRIPTION	CHANGE
A3	2014/12/30	Modify CAP	
A2	2014/10/29	Modify Post	------
A1	2013/08/21	Modify cap 2.00 ⟶ 1.80	------
A0	2012/07/09	NEW	------

OPERATION	
X.X	±0.40
X.XX	±0.25
X.XXX	±0.15
Angle	± 3°
DIM	TOL

DRAW	Wang	DATE	2014/12/30
CHECK		DATE	
APPROVE		DATE	

SCALE	FIT
UNIT	mm
SIZE	A4
SHEET	1/1
PROJ.	

PART NO. SEE TABLE

TITLE: FH 1.27mm DUAL ROW 180° SMT H=4.30

Customer NO.