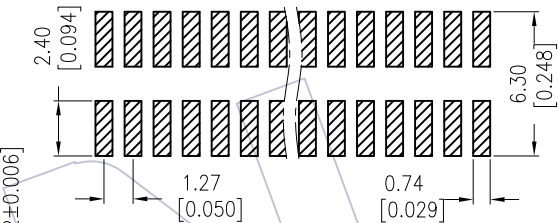
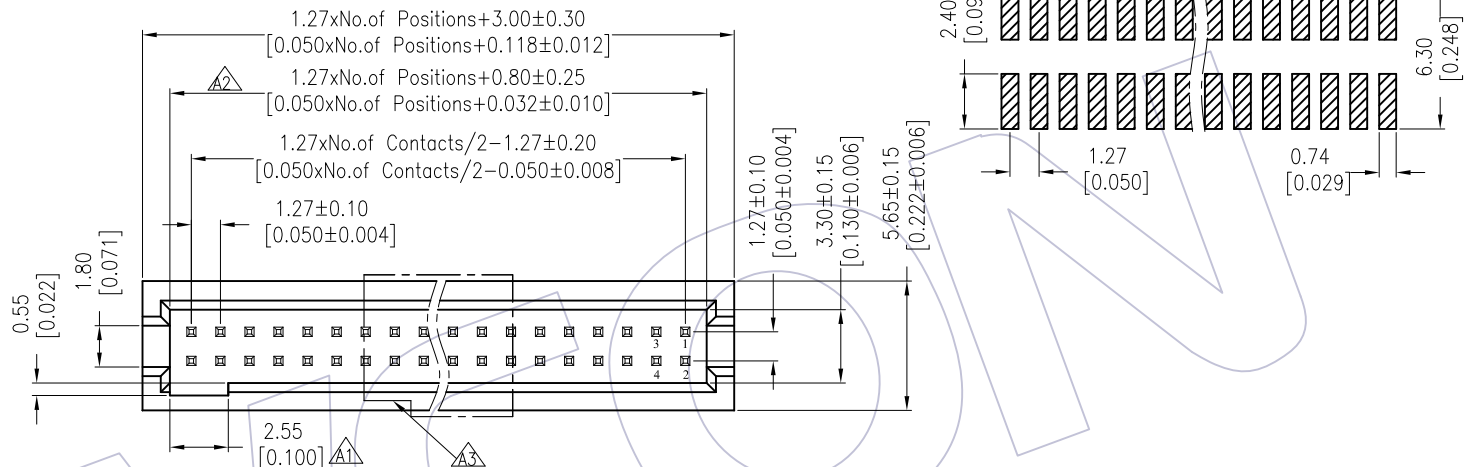


HSF

NOTES:
 Current Rating:1AMP
 Contact Resistance:20mΩ max
 Withstand Voltage:500V AC/DC
 Insulation Resistance:1000MΩ min
 Operation Temperature:-40℃ to +105℃

Contact Material:Brass
 Contact plating:Au or Sn Over Ni
 Insulator Material:PA9T+30%GF(UL94V-0)
 6 To 8 Pin No "D" Configuration

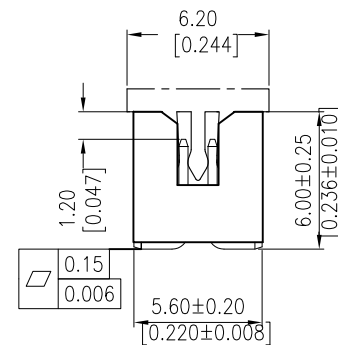
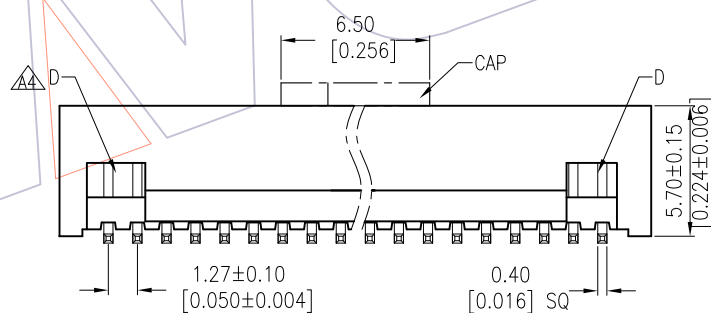
Recommended P.C.B Layout (Top Side)
 (PCB BOARD TOLERANCE ± 0.05)



Ordering Information

3131-XX M XX BK 00 X 1

No. of Pins	Contact Plating	Color Insulator	Packing
6 8	G0=Gold Flash	B=Black	T=Tube
10 34	G3=10u"Gold	U=Blue	P=Tube+CAP
14 40	G4=15u"Gold	W=White	R=Tape&Reel+CAP
20 44	SN=Tin		
24 50			
26 60			
30 64			
32 80			
△△ 100			



A4	2013/09/27	Modify	△△	OPERATION	DRAW	DATE	SCALE	FIT	PART NO. 3131-XXMXXBK00X1
A3	2012/08/30	Modify CAP	△△	X.X ±0.40	Tsingsn	2013/09/27	UNIT	mm	
A2	2009/04/14	Change Dimension	△△	X.XX ±0.25	CHECK	DATE	SIZE	A4	TITLE: 1.27 BOX HEADER SMT H=5.70
A0	2008/05/02	NEW	—	X.XXX ±0.15	APPROVE	DATE	SHEET	1/1	Customer NO.
REV	DATE	MODIFICATION DESCRIPTION	CHANGE	Angle ± 3'	DIM	TOL	PROJ.	⊕	