

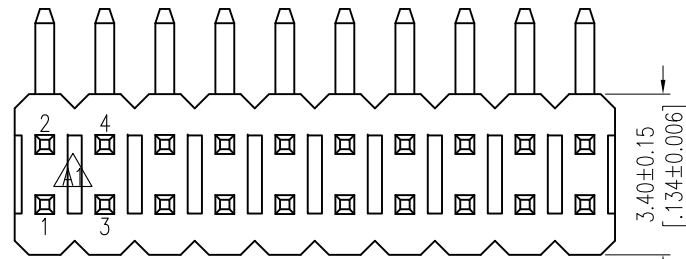
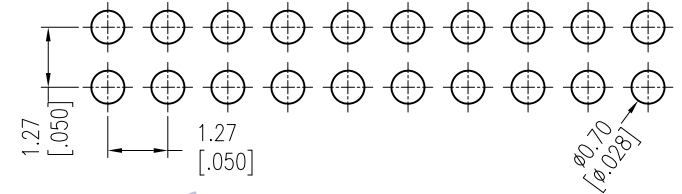
# HSF

**NOTES:**

Rated Current:1.0AMP.  
 Contact Resistance:20mΩ Max.  
 Withstand Voltage:500V AC/DC  
 Insulation Resistance:1000MΩ Min.  
 Operation Temperature:-40°C to +105°C

Contact Material:Brass  
 Contact Plating:Au or Sn Over Ni  
 Insulator Material:PA9T+30%G.F UL94V-0 BK

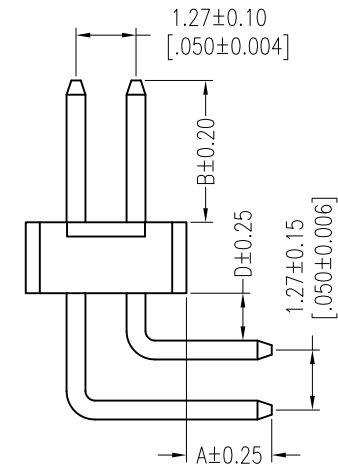
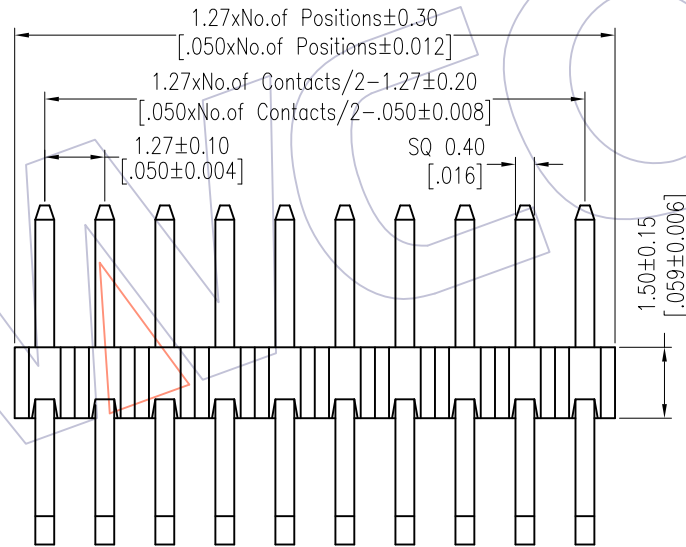
**Recommended P.C.B Layout (Top Side)**  
 (PCB BOARD TOLERANCE±0.05)



## Ordering Information

1315-12 XX XX R XXX X 1

No. of Pins	Contact Plating	Pin Length(Short)	Packing
Per Row:02-50	G0=Gold Flash	L=A+B+D+2.5	A=Tray
	G3=10u"Gold	Standard:072=7.2	T=Tube
	G4=15u"Gold	083=8.3	
	G5=30u"Gold	093=9.3	
	S0=Gold Flash/Tin		
	S3=10u"Gold/Tin		
	S4=15u"Gold/Tin		
	S5=30u"Gold/Tin		



Item	Pin Length	A	D	B	Mating
Standard	7.20	1.80	1.00	1.90	2321
	8.30	1.80	1.00	3.00	2334
	9.30	1.80	1.00	4.00	2344
Alternate					

REV	DATE	MODIFICATION DESCRIPTION	CHANGE	OPERATION	DRAW	DATE	SCALE	Fit	PART NO.
				x.X ±0.40	William Chen	2015/01/03	UNIT	mm [inch]	1315-12XXXXRXXXXX
A1	2015/01/03	Mofidy Drawing	-----	x.XX ±0.25	CHECK	DATE	SIZE	A4	TITLE: PH1.27 DUAL ROW R/A CONCAVE BENDING H=1.5
A0	2012/03/15	NEW	-----	x.XXX ±0.15	APPROVE	DATE	SHEET	1/1	Customer NO.
				Angle ± 3'			PROJ.	⌀	
				DIM TOL					