

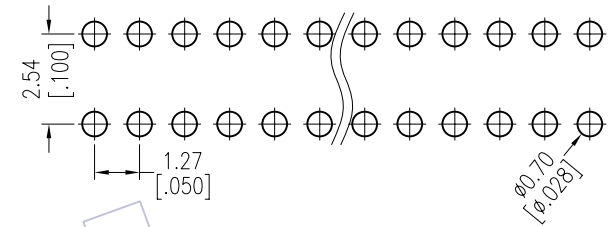
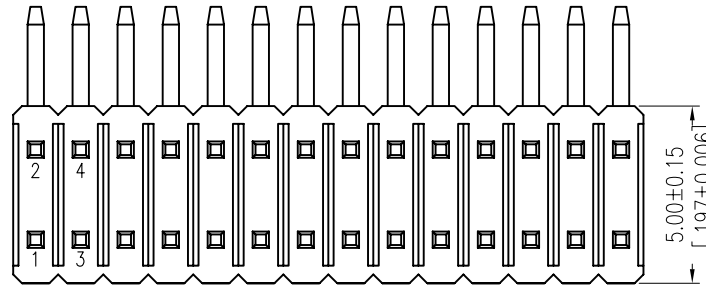
HSF

NOTES:

Rated Current:1.0AMP.
 Contact Resistance:20mΩ Max.
 Withstand Voltage:500V AC/DC
 Insulation Resistance:1000MΩ Min.
 Operation Temperature:-40°C to +105°C

Contact Material:Brass
 Contact Plating:Au or Sn Over Ni
 Insulator Material:PA9T+30%G.F UL94V-0 BK

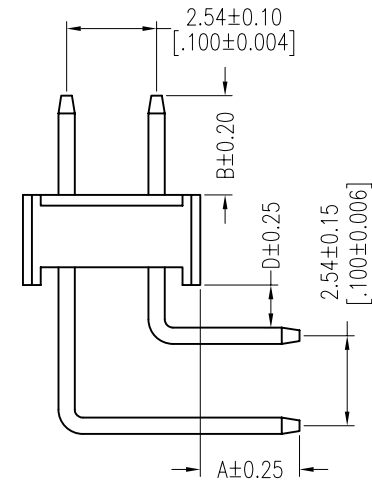
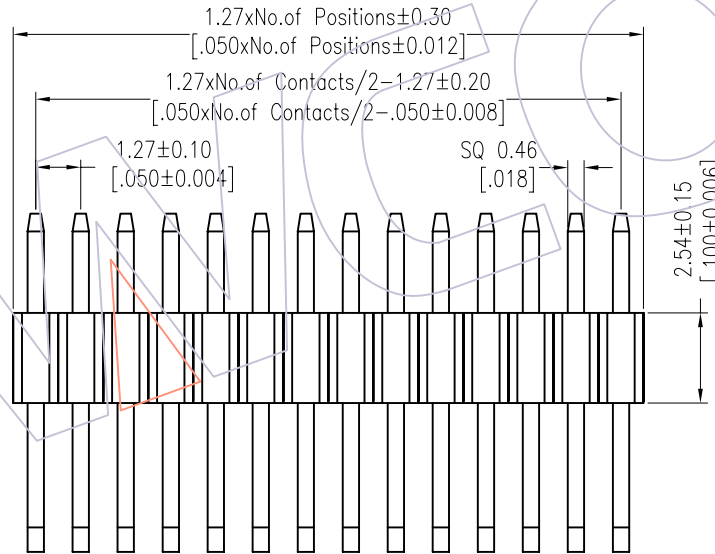
Recommended P.C.B Layout (Top Side)
 (PCB BOARD TOLERANCE±0.05)



Ordering Information

1425-12 XX XX R XXX X 1

No.of Pins	Contact Plating	Pin Length(short)	Packing
Per Row:02~50	G0=Gold Flash	L=A+B+D+3.8	A=Tray
	G3=10u"Gold	Standard:106=10.6	T=Tube
	G4=15u"Gold	140=14.0	
	G5=30u"Gold		
	S0=Gold Flash/Tin		
	S3=10u"Gold/Tin		
	S4=15u"Gold/Tin		
	S5=30u"Gold/Tin		



Item	Pin Length	A	D	B	Mating
Standard	10.60	2.80	1.20	2.80	2446
	14.00	3.00	1.20	6.00	2485
Alternate					

					OPERATION	DRAW	DATE	SCALE	Fit	PART NO.
					x.x ±0.40	William Chen	2012.04.06	UNIT	mm	1425-12XXXXRXXXXX
					x.xx ±0.25	CHECK	DATE	SIZE	A4	TITLE:
					x.xxx ±0.15	APPROVE	DATE	SHEET	1/1	PH1.27*2.54 DUAL ROW
AO	2012/04/06				Angle ± 3'			PROJ.	Customer NO.	90° CONCAVE BENDING H=2.54
REV	DATE				DIM TOL					