

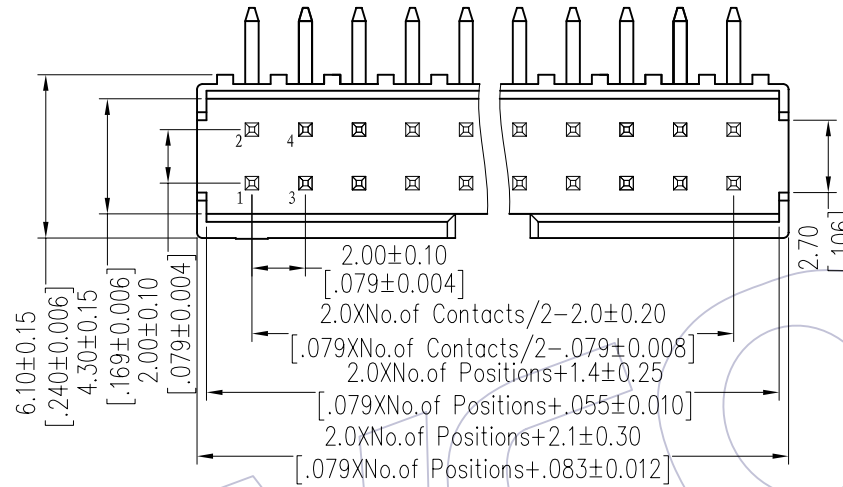
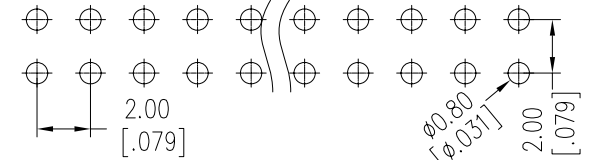
HSF

NOTES:

Current Rating: 2.0AMP
 Contact Resistance: 20mΩ Max
 Withstand Voltage: 500V AC/DC
 Insulation Resistance: 1000MΩ Min
 Operation Temperature: -40°C to +105°C

Contact Material: Phosphor Bronze
 Contact plating: Au Or Sn over Ni
 Insulator Material: PA9T+30%G.F UL94V-0

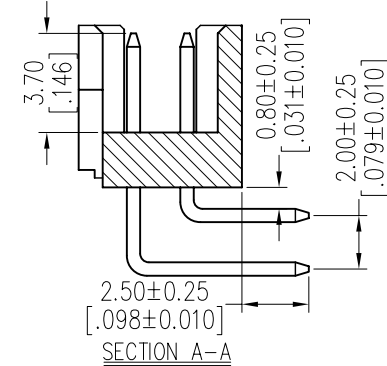
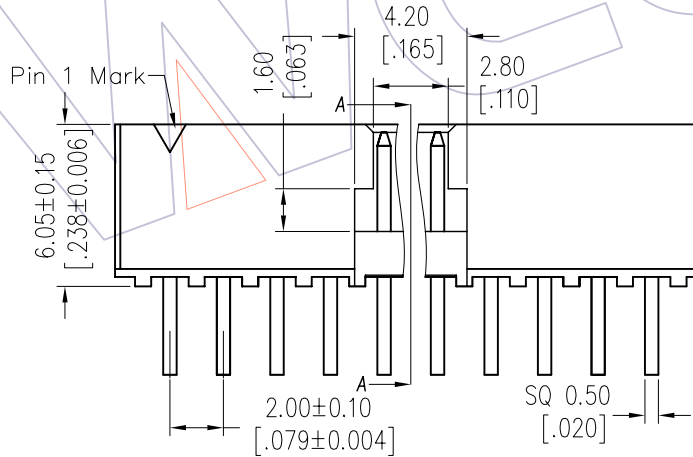
Recommended P.C.B Layout (Top Side)
 (PCB BOARD TOLERANCE ±0.05)



Ordering Information

3122-XX R XX B K00 X 1

No. of Pins	Contact Plating	Color Insulator	Packing
10 30	G0=Gold Flash	B=Black	T=Tube
14 34	G3=10u"Gold	W=White	
16 40	G4=15u"Gold		
20 44	G5=30u"Gold		
24 50	S0=Gold Flash/Tin		
26 60	S3=10u"Gold/Tin		
	S4=15u"Gold/Tin		
	S5=30u"Gold/Tin		
	SN=Tin		



Item	Pitch	Mating
Standard	2.00	5224
Alternate		

REV	DATE	MODIFICATION DESCRIPTION	CHANGE	OPERATION	DRAW	DATE	SCALE	FIT	PART NO.
				x.x ±0.40	JYHuang	2012/09/24	UNIT	mm	3122-XXRXXBK00X1
				x.xx ±0.25	CHECK	DATE	SIZE	A4	
				x.xxx ±0.15	APPROVE	DATE	SHEET	1/1	TITLE: 2.00 BOX HEADER 180° H=6.10 "F" TYPE
				Angle ± 3°			PROJ.		Customer NO.
				DIM TOL					