

HSF

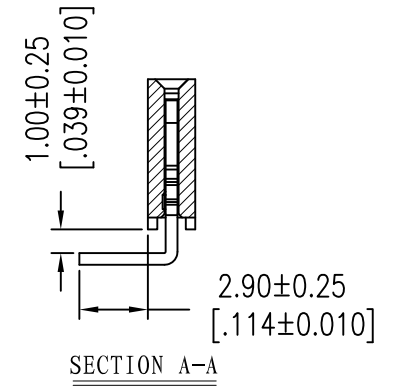
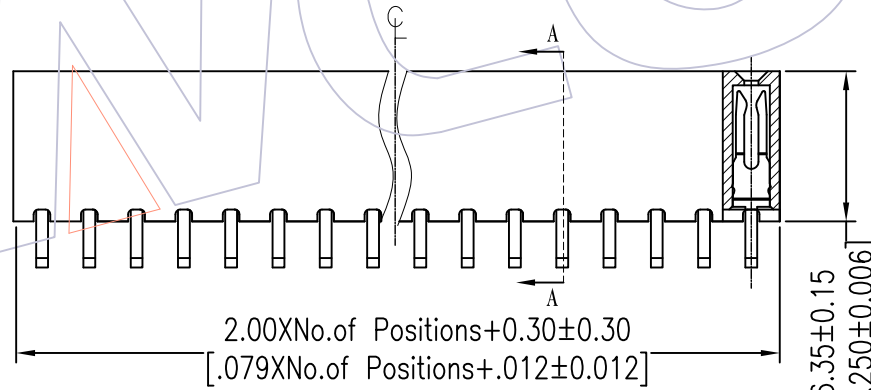
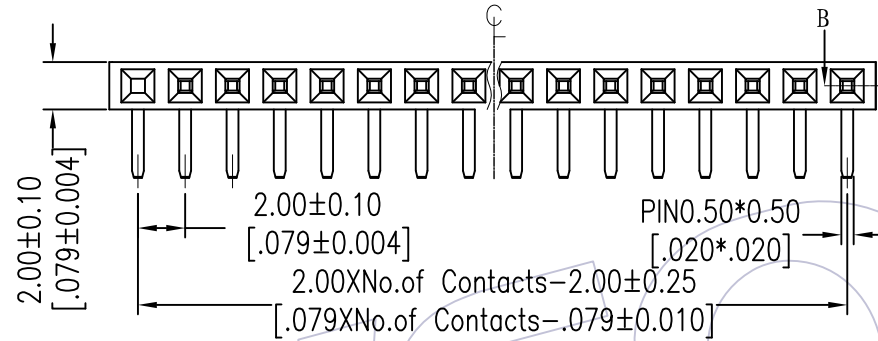
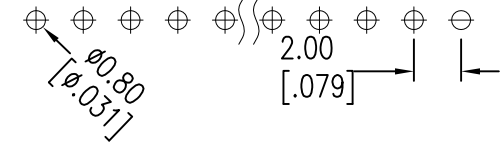
NOTES:

Current Rating: 2.0AMP
 Contact Resistance: 20mΩ Max
 Withstand Voltage: 500V AC/DC
 Insulation Resistance: 1000MΩ Min
 Operation Temperature: -40°C to +105°C

Contact Material: Phosphor Bronze
 Contact plating: Au Or Sn over Ni
 Insulator Material: LCP+30%G.F UL94V-0



Recommended P.C.B Layout(Top Side)
 (PCB BOARD TOLERANCE±0.05)



Ordering Information

2263 - 1 XX R XX D Y N T 1

No. of Pins per ROW: 02-40PIN
 Contact Plating: G0=Gold Flash
 G3=10μ"Gold
 G4=15μ"Gold
 G5=30μ"Gold
 S0=Gold Flash/Tin
 S3=10μ"Gold/Tin
 S4=15μ"Gold/Tin
 S5=30μ"Gold/Tin
 SN=Tin
 SM=Matte Tin
 Insulator: D=LCP
 Packing: T=Tube

Item	Pitch	Mating
Standard	2.00	1215/1220
Alternate		

REV	DATE	MODIFICATION DESCRIPTION	CHANGE	OPERATION		DRAW	DATE	SCALE	FIT	PART NO.
				X.X	±0.40					
A1	2013/03/15	Modify drawing	-----	X.XX	±0.25	CHECK	DATE	SIZE	A4	2263-1XXRXXDYNT1 TITLE: FH2.0mm SINGLE ROW 90° SMT H=6.35
A0	2012/12/7	NEW	-----	X.XXX	±0.15	APPROVE	DATE	SHEET	1/1	
				Angle	± 3°			PROJ.		Customer NO.
				DIM	TOL					