

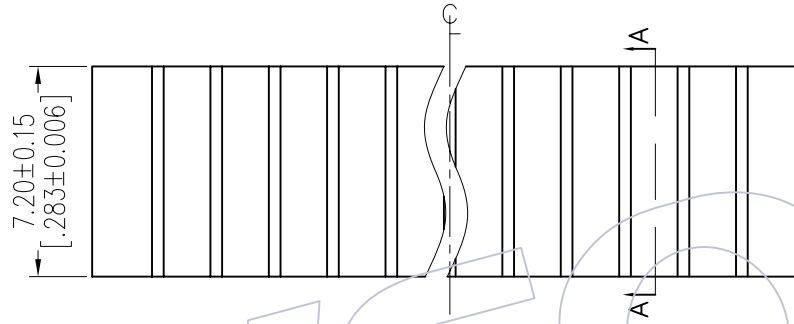
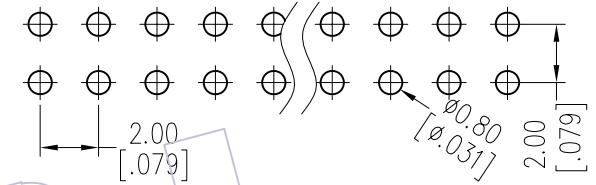
# HSF

**NOTES:**

Current Rating: 2.0AMP  
 Contact Resistance: 20mΩ Max  
 Withstand Voltage: 500V AC/DC  
 Insulation Resistance: 1000MΩ Min  
 Operation Temperature: -40°C to +105°C

Contact Material: Phosphor Bronze  
 Contact plating: Au Or Sn over Ni  
 Insulator Material: PA9T+30%G.F UL94V-0

Recommended P.C.B Layout(Top Side)  
 (PCB BOARD TOLERANCE±0.05)



## Ordering Information

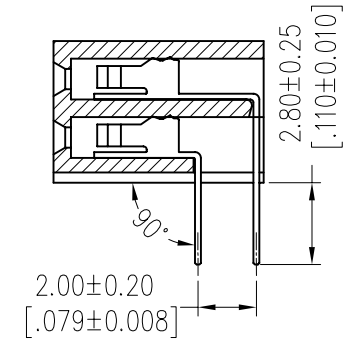
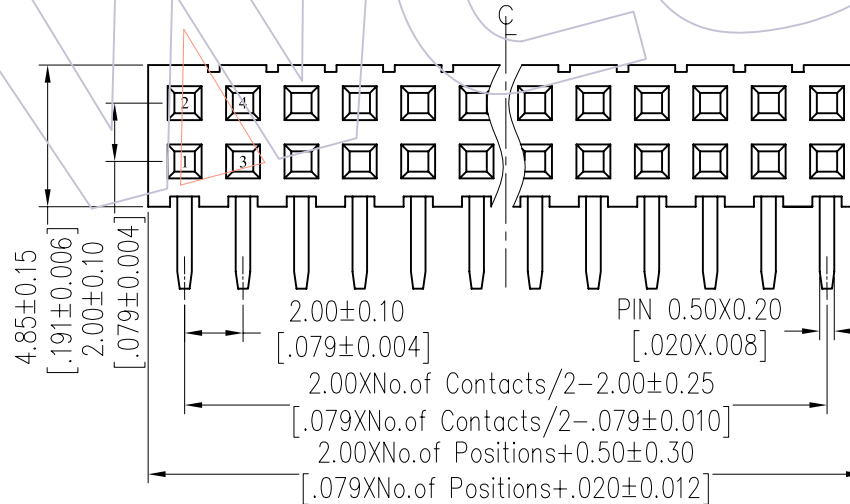
2272 - 2 XX R XX CUNT 1

No. of Pins per ROW: 02-40PIN

Contact Plating:

- G0=Gold Flash
- G3=10μ"Gold
- G4=15μ"Gold
- G5=30μ"Gold
- S0=Gold Flash/Tin
- S3=10μ"Gold/Tin
- S4=15μ"Gold/Tin
- S5=30μ"Gold/Tin
- SN=Tin
- SM=Matte Tin

Packing:  
T=Tube



SECTION A-A

Item	Pitch	Mating
Standard	2.00	1215/1220
Alternate		

REV	DATE	MODIFICATION DESCRIPTION	CHANGE	OPERATION	DRAW	DATE	SCALE	FIT	PART NO.
				x.x ±0.40	JYHuang	2012/07/19	UNIT	mm	2272-2XXRXXCUNT1
				x.xx ±0.25	CHECK	DATE	SIZE	A4	
				x.xxx ±0.15	APPROVE	DATE	SHEET	1/1	TITLE: FH2.00mm DUAL ROW 90° DIP H=7.20
				Angle ± 3°			PROJ.	Customer NO.	
				DIM TOL					