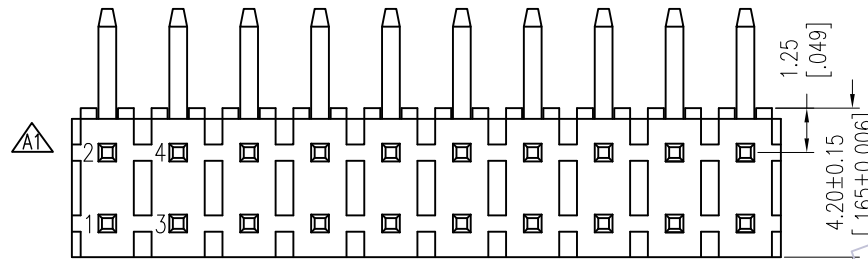
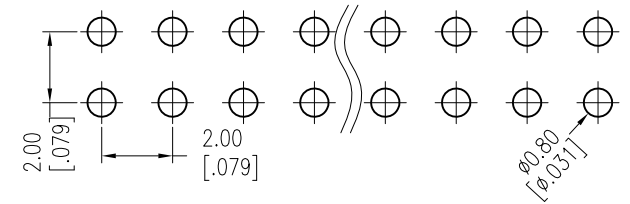


# HSF

NOTES:  
 Rated Current:2.0AMP.  
 Contact Resistance:20mΩ Max.  
 Withstand Voltage:500V AC/DC  
 Insulation Resistance:1000MΩ Min.  
 Operation Temperature:-40°C to +105°C

Contact Material:Brass  
 Contact Plating:Au or Sn Over Ni  
 Insulator Material:PA9T+30%G.F UL94V-0 BK

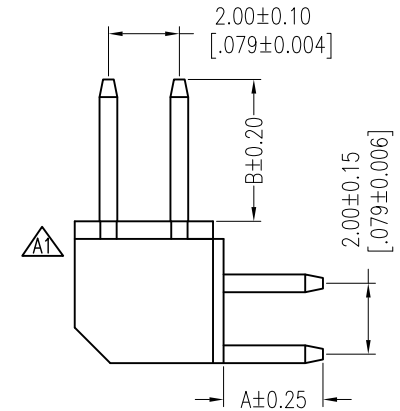
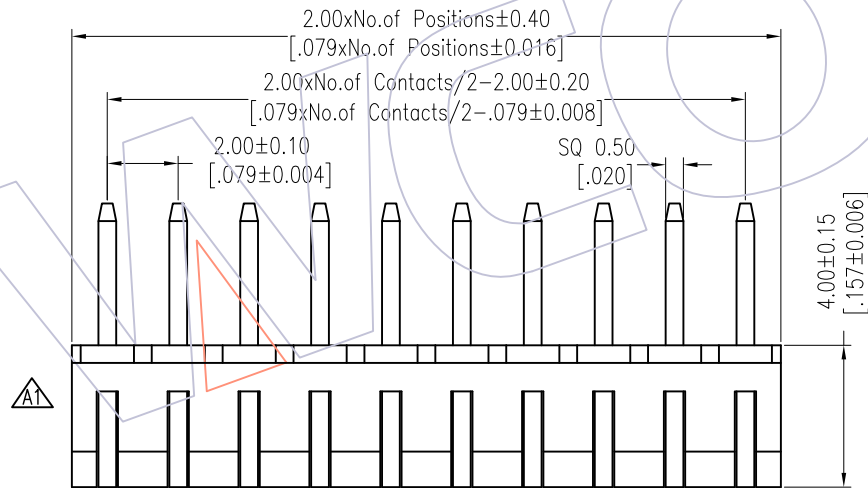
Recommended P.C.B Layout (Top Side)  
 (PCB BOARD TOLERANCE±0.05)



## Ordering Information

1240-12 XX XX R XXX X 1

No. of Pins Per Row:02-40	Contact Plating G0=Gold Flash G3=10u"Gold G4=15u"Gold G5=30u"Gold S0=Gold Flash/Tin S3=10u"Gold/Tin S4=15u"Gold/Tin S5=30u"Gold/Tin	Pin Length(Short) L=A+B+2.7 Standard:095=9.5	Packing 0=PE Bag T=Tube
------------------------------	---	--	-------------------------------



Item	Pin Length	A	B	Mating
Standard	9.50	2.80	4.00	2249 2250
Alternate				

REV	DATE	MODIFICATION DESCRIPTION	CHANGE	OPERATION	DRAW	DATE	SCALE	Fit	PART NO.
A1	2014/01/16	Modify drawing	△	x.X ±0.40	Wang	2014/01/16	UNIT	mm	1240-12XXXXRXXXXX
A0	2012/04/26	NEW	-----	x.XX ±0.25	CHECK	DATE	SIZE	A4	TITLE:
				x.XXX ±0.15	APPROVE	DATE	SHEET	1/1	PH2.00 DUAL ROW 90° H=4.0
				Angle ± 3'			PROJ.	☯	Customer NO.
				DIM TOL					