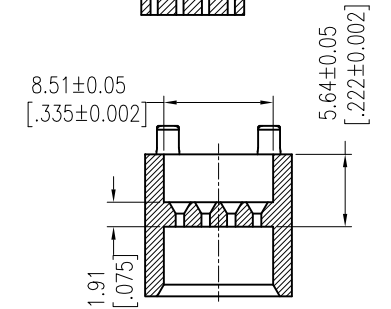
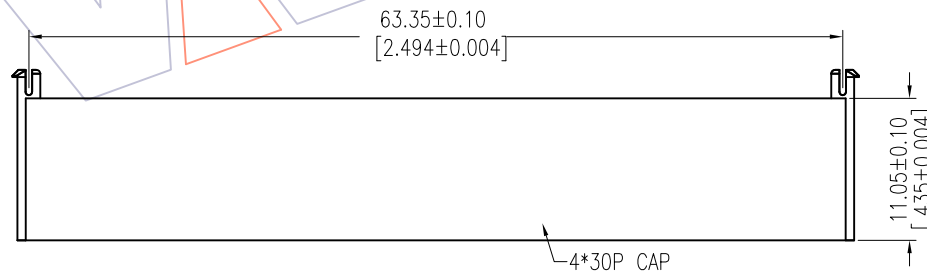
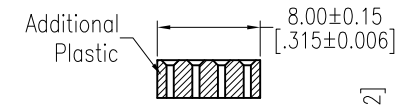
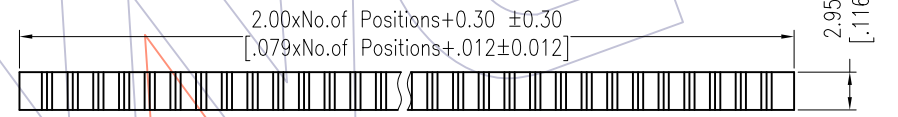
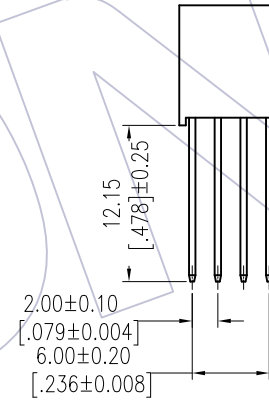
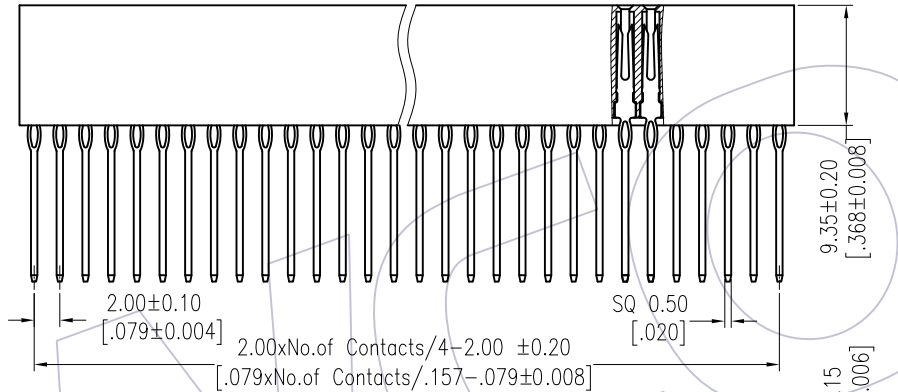
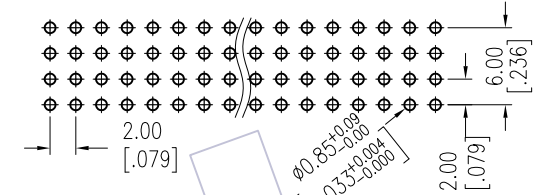
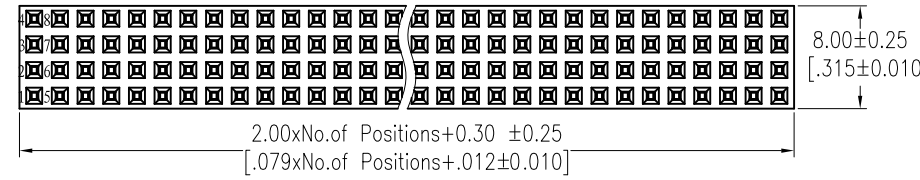


# HSF

NOTES:  
 Current Rating: 1.5AMP  
 Contact Resistance: 20mΩ Max  
 Withstand Voltage: 500V AC/DC  
 Insulation Resistance: 1000MΩ Min  
 Operation Temperature: -40°C to +105°C

Contact Material: Phosphor Bronze  
 Contact plating: Au Or Sn over Ni  
 Insulator Material: PA9T+30%G.F UL94V-0

Recommended P.C.B Layout (Top Side)  
 (PCB BOARD TOLERANCE ±0.05)



## Ordering Information

2293P-4 XX S XX C Y N X 5

No. of Pins per ROW: 02-40PIN  
 Contact Plating: G0=Gold Flash, G3=10μ"Gold, G4=15μ"Gold, G5=30μ"Gold, H3=Mating 10u"Gold Tail 3u"Gold, H4=Mating 15u"Gold Tail 3u"Gold  
 Insulator: C=PA9T  
 Packing: T=Tube, 0=PE bag

Item	Pitch	Mating
Standard	2.00	1215/1220
Alternate		

REV	DATE	MODIFICATION DESCRIPTION	CHANGE	OPERATION	DRAW	DATE	SCALE	FIT	PART NO.
				x.x ±0.40	Wang	2014/02/09	UNIT	mm	2293P-4XXSXXCYNX5
A1	2014/02/09	Modify drawing	-----	x.xx ±0.25	CHECK	DATE	SIZE	A4	TITLE:
AO	2012/07/28	NEW	-----	x.xxx ±0.15	APPROVE	DATE	SHEET	1/1	FH2.00 FOUR ROW (PC104) 180° DIP H=9.35 PRESS FIT+ADDITIONAL PLASTIC+CAP
				Angle ± 3'			PROJ.		Customer NO.
				DIM TOL					