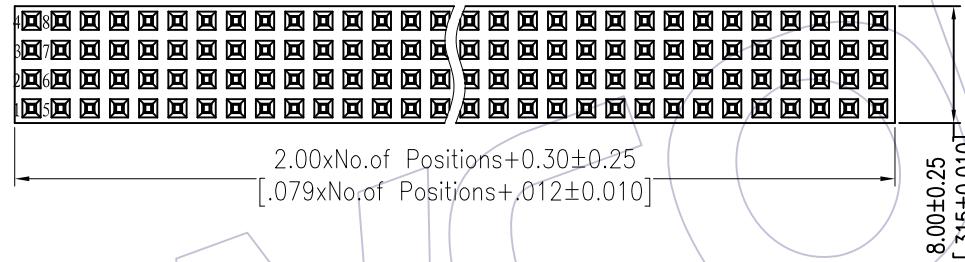



HSF

Recommended P.C.B Layout(Top Side)
(PCB BOARD TOLERANCE±0.05)

NOTES:
 Current Rating: 1.5AMP
 Contact Resistance: 20mΩ Max
 Withstand Voltage: 500V AC/DC
 Insulation Resistance: 1000MΩ Min
 Operation Temperature: -40°C to +105°C

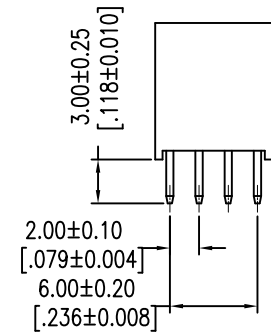
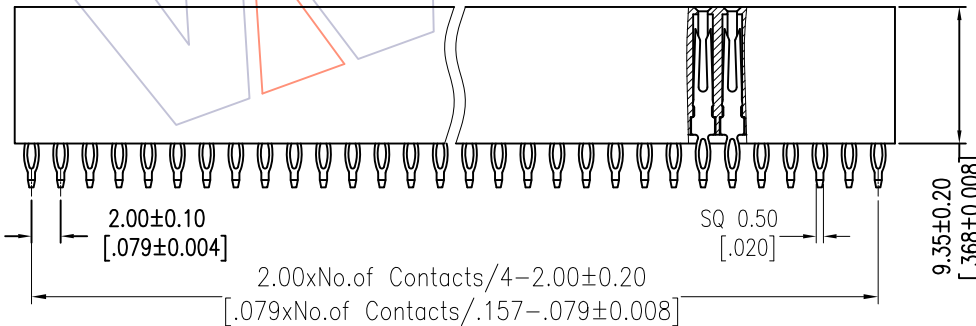
Contact Material:Phosphor Bronze
 Contact plating:Au Or Sn over Ni
 Insulator Material:PA9T+30%G.F UL94V-0



Ordering Information

2293P- 4 XX S XX C Y N X 3

No.of Pins per ROW:02-40PIN
 Contact Plating: G0=Gold Flash G3=10μ"Gold G4=15μ"Gold G5=30μ"Gold H3=Mating 10u"Gold Tail 3u"Gold H4=Mating 15u"Gold Tail 3u"Gold
 Insulator: C=PA9T
 Packing: T=Tube



Item	Pitch	Mating
Standard	2.00	1215/1220
Alternate		

REV	DATE	MODIFICATION DESCRIPTION	CHANGE	OPERATION	DRAW Wang	DATE	SCALE	FIT	PART NO.
A1	2014/02/10	Modify drawing	-----	x.X ±0.40	CHECK	2014/02/10	UNIT mm	A4	2293P-4XXSXXCYNX3
A0	2012/07/24	NEW	-----	x.XX ±0.25	APPROVE		SIZE A4	1/1	TITLE: FH2.00 FOUR ROW(PC104) 180° DIP PRESS FIT H=9.35 DIP3.0
				x.XXX ±0.15			SHEET 1/1		Customer NO.
				Angle ± 3'			PROJ.		
				DIM TOL					