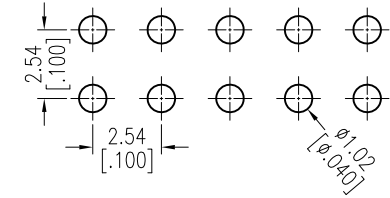
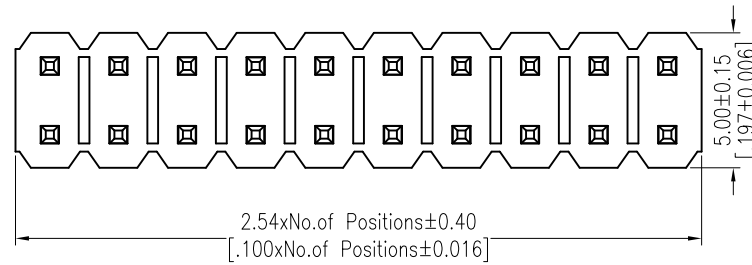


HSF

Recommended P.C.B Layout (Top Side)
(PCB BOARD TOLERANCE±0.05)

NOTES:
 Rated Current:3.0AMP.
 Contact Resistance:20mΩ Max.
 Withstand Voltage:500V AC/DC
 Insulation Resistance:1000MΩ Min.
 Operation Temperature:-40°C to +105°C

Contact Material:Brass
 Contact Plating:Au or Sn Over Ni
 Insulator Material:PBT+30%G.F UL94V-0 BK

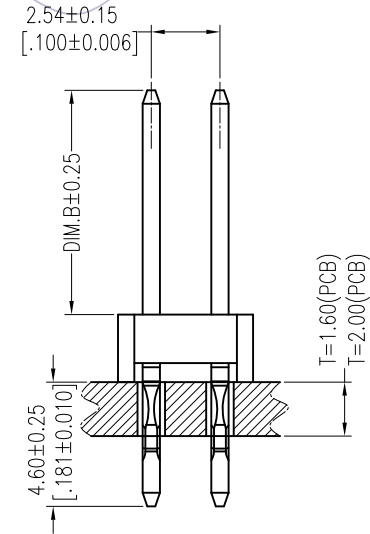
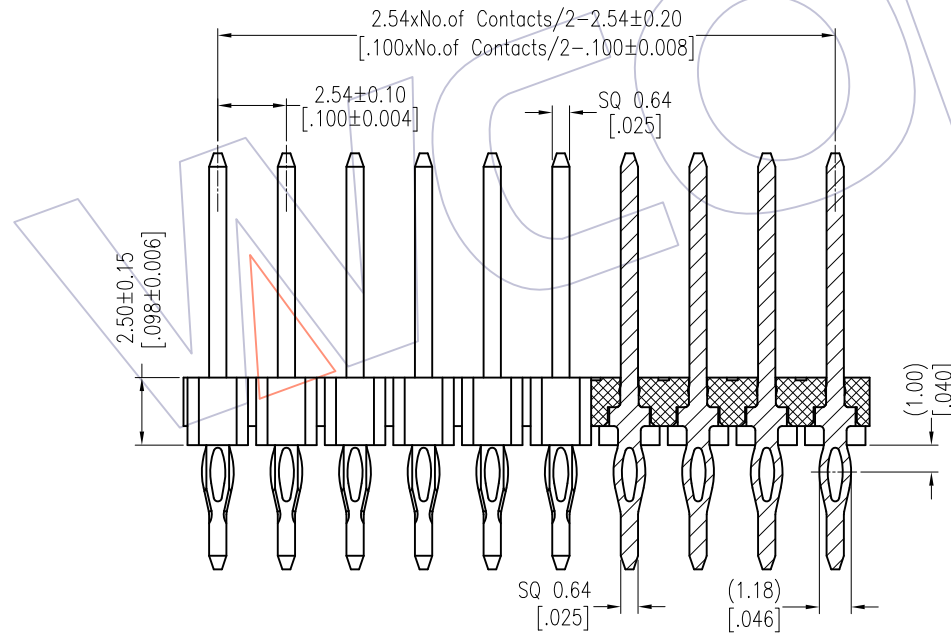


Ordering Information

1001-12 XX XX S XXX X 1

No.of Pins Per Row:02-40	Contact Plating	Pin Length	Packing
	G0=Gold Flash	15.4	0=PE Bag
	G3=10u"Gold	17.4	T=Tube
	G4=15u"Gold	12.9	
	G5=30u"Gold	9.80	
	S0=Gold Flash/Tin		
	S3=10u"Gold/Tin		
	S4=15u"Gold/Tin		
	S5=30u"Gold/Tin		

PART No.	DIM.B
1001-12XXXXXS15401	8.3
1001-12XXXXXS17401	10.3
1001-12XXXXXS12901	5.8
1001-12XXXXXS09801	2.7



REV	DATE	MODIFICATION DESCRIPTION	CHANGE	OPERATION	DRAW	DATE	SCALE	Fit	PART NO.
A2	2015/04/01	Modify	-----	x.X ±0.40	JYHuang	2015/04/01	UNIT	mm	1001-12XXXXSXXXXX
A1	2014/05/06	Modify	Tang	x.XX ±0.25	CHECK	DATE	SIZE	A4	TITLE: 2.54 PITCH PRESS FIT DIP TYPE DUAL ROWS PIN HEADER
A0	2013/12/31	NEW	-----	x.XXX ±0.15	APPROVE	DATE	SHEET	1/1	Customer NO.
				Angle ± 3'			PROJ.		
				DIM TOL					