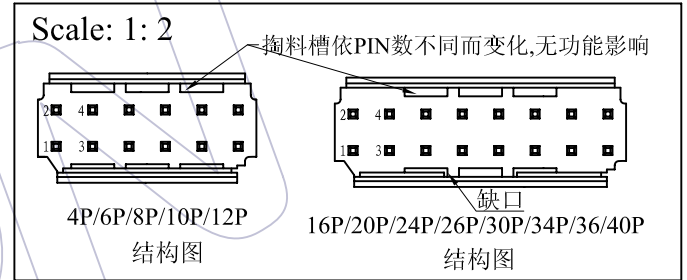
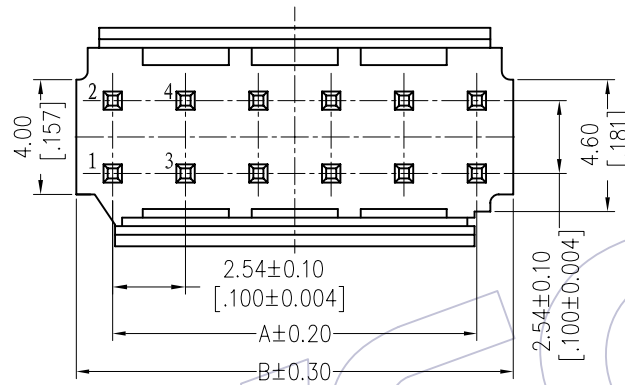
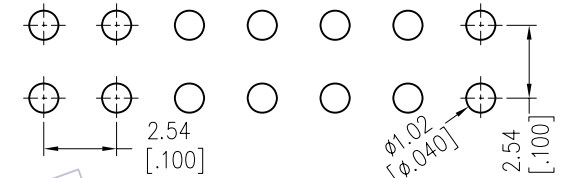


# HSF

NOTES:  
 Rated Current: 3A  
 Contact Resistance: 20mΩ max  
 Withstand Voltage: 1000V AC/Minute  
 Insulation Resistance: 1000MΩ min  
 Operation Temperature: -25°C to +85°C

Contact Material: Brass  
 Contact plating: Au Or Sn Over Ni  
 Insulator Material: PA66(UL94V-0)

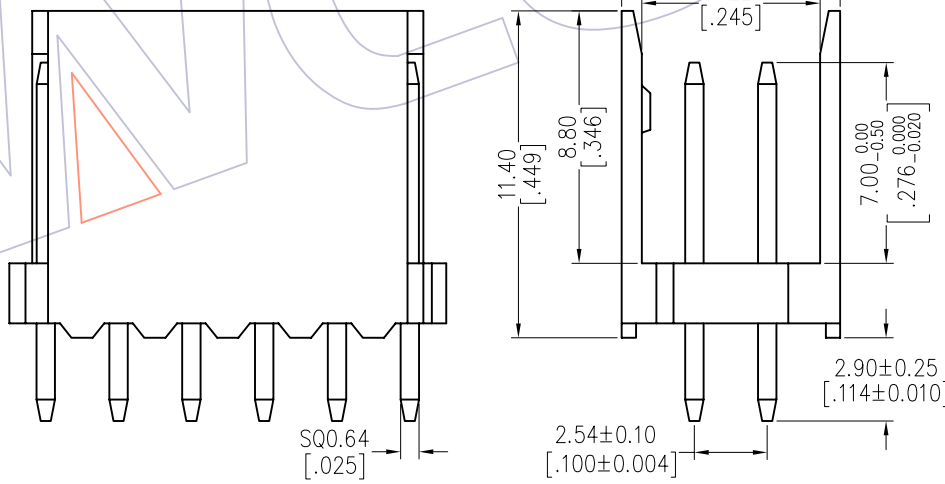
Recommended P.C.B Layout(Top Side)  
 (PCB BOARD TOLERANCE ±0.05)



## Ordering Information

WF2547 - 2 WS XX XX X X 1

No. of Row: Dual Row  
 No. of pins: 02P~20P  
 Contact Plating: S0=Gold Flash/Tin, S3=10u"Gold/Tin, S4=15u"Gold/Tin, S5=30u"Gold/Tin, G0=Gold Flash, G3=10u"Gold, G4=15u"Gold, G5=30u"Gold, Blank=Tin  
 Color: W=White, U=Blue, B=Black  
 Packing: 0=PE Bag, T=Tube



## Specification & Ordering Information:

Circuit	Part No.	Dimension	
		A	B
2x02	WF2547-2WS02XX1	2.54	5.08
2x03	WF2547-2WS03XX1	5.08	7.62
2x04	WF2547-2WS04XX1	7.62	10.16
2x05	WF2547-2WS05XX1	10.16	12.70
2x06	WF2547-2WS06XX1	12.70	15.24
2x08	WF2547-2WS08XX1	17.78	20.32
2x10	WF2547-2WS10XX1	22.86	25.40
2x12	WF2547-2WS12XX1	27.94	30.48
2x13	WF2547-2WS13XX1	30.48	33.02
2x15	WF2547-2WS15XX1	35.56	38.10
2x17	WF2547-2WS17XX1	40.64	43.18
2x18	WF2547-2WS18XX1	43.18	45.72
2x20	WF2547-2WS20XX1	48.26	50.80

REV	DATE	MODIFICATION DESCRIPTION	CHANGE	OPERATION		DRAW	DATE	SCALE	FIT	PART NO.
				X.X	±0.40					
				X.XX	±0.25	CHECK	DATE	SIZE	A4	SEE TAB
				X.XXX	±0.15	APPROVE	DATE	SHEET	1/1	TITLE:
				Angle	± 3'			PROJ.	Customer NO.	
				DIM	TOL					